

# ANDAMENTO CANTIERI 2008 - 2016 (I)

2.1 Presenza di documentazione in cantiere	buono	sufficiente	insufficiente
I SEMESTRE 2008	↓ 56	↑ 0	↑ 28
II SEMESTRE 2008	↓ 21	↑ 0	↑ 24
I SEMESTRE 2009	→ 117	↑ 0	↑ 75
II SEMESTRE 2009	→ 117	↑ 0	→ 155
I SEMESTRE 2010	→ 98	↑ 0	→ 162
II SEMESTRE 2010	↓ 47	↑ 0	→ 130
I SEMESTRE 2011	↓ 53	↑ 0	→ 160
II SEMESTRE 2011	↑ 187	↑ 0	↓ 251
I SEMESTRE 2012	↓ 57	↑ 0	→ 124
II SEMESTRE 2012	↓ 57	↑ 0	↑ 86
I SEMESTRE 2013	→ 102	↑ 0	→ 105
II SEMESTRE 2013	↓ 66	↑ 0	↑ 88
I SEMESTRE 2014	→ 117	↑ 0	↑ 95
II SEMESTRE 2014	→ 79	↑ 0	↑ 93
I SEMESTRE 2015	→ 132	↑ 0	→ 122
II SEMESTRE 2015	↓ 67	↑ 0	↑ 41
I SEMESTRE 2016	→ 88	↑ 0	↑ 76

buono	sufficiente	insufficiente
↑ 66,67%	↑ 0,00%	↑ 33,33%
→ 46,67%	↑ 0,00%	→ 53,33%
↑ 60,94%	↑ 0,00%	↑ 39,06%
→ 43,01%	↑ 0,00%	→ 56,99%
↓ 37,69%	↑ 0,00%	↓ 62,31%
↓ 26,55%	↑ 0,00%	↓ 73,45%
↓ 24,88%	↑ 0,00%	↓ 75,12%
→ 42,69%	↑ 0,00%	→ 57,31%
↓ 31,49%	↑ 0,00%	↓ 68,51%
→ 39,86%	↑ 0,00%	→ 60,14%
→ 49,28%	↑ 0,00%	→ 50,72%
→ 42,86%	↑ 0,00%	→ 57,14%
↑ 55,19%	↑ 0,00%	↑ 44,81%
→ 45,93%	↑ 0,00%	→ 54,07%
→ 51,97%	↑ 0,00%	→ 48,03%
↑ 62,04%	↑ 0,00%	↑ 37,96%
↑ 53,66%	↑ 0,00%	↑ 46,34%

2.2 Allestimento cantiere	buono	sufficiente	insufficiente
I SEMESTRE 2008	↓ 7	↓ 28	↑ 48
II SEMESTRE 2008	↓ 14	↓ 14	↑ 17
I SEMESTRE 2009	→ 62	→ 92	↑ 37
II SEMESTRE 2009	↑ 68	→ 137	→ 65
I SEMESTRE 2010	↑ 71	→ 97	→ 92
II SEMESTRE 2010	↓ 31	↓ 79	→ 67
I SEMESTRE 2011	→ 40	→ 92	→ 81
II SEMESTRE 2011	→ 42	↑ 239	↓ 154
I SEMESTRE 2012	↓ 19	→ 92	→ 69
II SEMESTRE 2012	↓ 19	↓ 85	↑ 38
I SEMESTRE 2013	↓ 33	→ 91	→ 78
II SEMESTRE 2013	↓ 30	↓ 75	↑ 49
I SEMESTRE 2014	↑ 70	→ 93	↑ 46
II SEMESTRE 2014	↑ 77	↓ 69	↑ 26
I SEMESTRE 2015	↑ 92	→ 126	↑ 36
II SEMESTRE 2015	→ 56	↓ 44	↑ 8
I SEMESTRE 2016	↑ 67	↓ 54	↑ 39

buono	sufficiente	insufficiente
↓ 8,43%	↓ 33,73%	↓ 57,84%
→ 31,11%	↓ 31,11%	→ 37,78%
→ 32,46%	→ 48,17%	↑ 19,37%
→ 25,19%	↑ 50,74%	→ 24,07%
→ 27,31%	↓ 37,31%	→ 35,38%
↓ 17,51%	→ 44,64%	→ 37,85%
↓ 18,78%	→ 43,19%	→ 38,03%
↓ 9,66%	↑ 54,94%	→ 35,40%
↓ 10,61%	↑ 51,40%	→ 37,99%
↓ 13,38%	↑ 59,86%	→ 26,76%
↓ 16,34%	→ 45,05%	→ 38,61%
↓ 19,48%	→ 48,70%	→ 31,82%
→ 33,49%	→ 44,50%	↑ 22,01%
↑ 44,76%	↓ 40,12%	↑ 15,12%
→ 36,22%	→ 49,61%	↑ 14,17%
↑ 51,85%	→ 40,74%	↑ 7,41%
↑ 41,87%	↓ 33,75%	→ 24,38%

# ANDAMENTO CANTIERI 2008 - 2016 (I)

2.3 Viabilità di cantiere	buono	sufficiente	insufficiente
I SEMESTRE 2008	↓ 31	↓ 34	→ 13
II SEMESTRE 2008	↓ 28	↓ 3	↑ 0
I SEMESTRE 2009	↓ 75	↓ 40	↑ 2
II SEMESTRE 2009	↑ 142	↓ 53	→ 14
I SEMESTRE 2010	→ 126	↓ 63	↓ 30
II SEMESTRE 2010	↓ 63	↓ 54	→ 24
I SEMESTRE 2011	↓ 78	↓ 58	→ 16
II SEMESTRE 2011	→ 110	↑ 230	↓ 38
I SEMESTRE 2012	→ 96	↓ 47	↑ 6
II SEMESTRE 2012	↓ 49	↓ 61	↑ 2
I SEMESTRE 2013	→ 107	↓ 40	↑ 9
II SEMESTRE 2013	→ 91	↓ 36	↑ 8
I SEMESTRE 2014	→ 138	↓ 49	↑ 12
II SEMESTRE 2014	→ 141	↓ 26	↑ 1
I SEMESTRE 2015	↑ 197	↓ 47	↑ 3
II SEMESTRE 2015	→ 95	↓ 9	↑ 2
I SEMESTRE 2016	→ 114	↓ 19	↑ 7

buono	sufficiente	insufficiente
↓ 39,74%	↑ 43,59%	↓ 16,67%
↑ 90,32%	↓ 9,68%	↑ 0,00%
→ 64,10%	→ 34,19%	↑ 1,71%
→ 67,94%	↓ 25,36%	→ 6,70%
→ 57,53%	→ 28,77%	↓ 13,70%
↓ 44,68%	→ 38,30%	↓ 17,02%
→ 51,31%	→ 38,16%	→ 10,53%
↓ 29,10%	↑ 60,85%	→ 10,05%
→ 64,43%	→ 31,54%	↑ 4,03%
↓ 43,75%	↑ 54,46%	→ 7,79%
→ 68,59%	↓ 25,64%	→ 5,77%
→ 67,40%	→ 26,67%	→ 5,93%
→ 69,00%	↓ 24,62%	→ 6,03%
↑ 83,92%	↓ 15,48%	↑ 0,60%
↑ 79,76%	↓ 19,03%	↑ 1,21%
↑ 89,62%	↓ 8,49%	↑ 1,89%
↑ 81,43%	↓ 13,57%	↑ 5,00%

2.4 Scavi	buono	sufficiente	insufficiente
I SEMESTRE 2008	↓ 2	↓ 3	→ 3
II SEMESTRE 2008	→ 7	↓ 0	↑ 0
I SEMESTRE 2009	→ 13	↓ 5	→ 4
II SEMESTRE 2009	↑ 14	↓ 12	↑ 0
I SEMESTRE 2010	↑ 20	↓ 10	→ 4
II SEMESTRE 2010	↓ 4	↓ 2	→ 3
I SEMESTRE 2011	→ 7	↓ 7	↑ 1
II SEMESTRE 2011	→ 8	↑ 37	↓ 6
I SEMESTRE 2012	↓ 0	↓ 4	↓ 7
II SEMESTRE 2012	↓ 2	→ 15	↑ 1
I SEMESTRE 2013	↑ 14	↓ 12	↑ 0
II SEMESTRE 2013	↓ 3	↓ 0	↑ 2
I SEMESTRE 2014	↑ 18	↓ 7	↓ 5
II SEMESTRE 2014	↓ 5	↓ 3	↑ 0
I SEMESTRE 2015	↑ 18	↓ 8	→ 4
II SEMESTRE 2015	↑ 15	↓ 7	↑ 0
I SEMESTRE 2016	→ 11	↓ 8	↑ 1

buono	sufficiente	insufficiente
↓ 25,00%	→ 37,50%	→ 37,50%
↑ 100,00%	↓ 0,00%	↑ 0,00%
→ 59,09%	↓ 22,73%	↑ 18,18%
→ 53,85%	→ 46,15%	↑ 0,00%
→ 58,83%	→ 29,41%	↑ 11,76%
→ 44,45%	↓ 22,22%	→ 33,33%
→ 46,67%	→ 46,66%	↑ 6,67%
↓ 15,69%	↑ 72,55%	↑ 11,76%
↓ 0,00%	→ 36,36%	↓ 63,64%
↓ 11,11%	↑ 83,33%	↑ 5,56%
→ 53,85%	→ 46,15%	↑ 0,00%
→ 60,00%	↓ 0,00%	→ 40,00%
→ 60,00%	↓ 23,33%	↑ 16,67%
→ 62,50%	→ 37,50%	↑ 0,00%
→ 60,00%	↓ 26,67%	↑ 13,33%
↑ 68,18%	→ 31,82%	↑ 0,00%
→ 55,00%	→ 40,00%	↑ 5,00%

# ANDAMENTO CANTIERI 2008 - 2016 (I)

2.5 Opere provvisionali	buono	sufficiente	insufficiente
I SEMESTRE 2008	↓ 9	↓ 24	↑ 26
II SEMESTRE 2008	↓ 10	↓ 8	↑ 23
I SEMESTRE 2009	→ 50	→ 82	↑ 30
II SEMESTRE 2009	↑ 100	→ 95	→ 49
I SEMESTRE 2010	↑ 84	→ 74	→ 62
II SEMESTRE 2010	→ 63	↓ 38	→ 50
I SEMESTRE 2011	→ 57	↓ 54	→ 60
II SEMESTRE 2011	↑ 78	↑ 160	↓ 112
I SEMESTRE 2012	→ 44	→ 59	→ 46
II SEMESTRE 2012	↓ 24	↓ 45	↑ 33
I SEMESTRE 2013	→ 50	↓ 49	→ 58
II SEMESTRE 2013	↓ 37	↓ 42	↑ 37
I SEMESTRE 2014	↑ 82	↓ 50	↑ 23
II SEMESTRE 2014	↑ 85	↓ 38	↑ 24
I SEMESTRE 2015	→ 65	→ 70	↑ 28
II SEMESTRE 2015	↓ 38	↓ 21	↑ 11
I SEMESTRE 2016	↑ 70	↓ 34	↑ 25

buono	sufficiente	insufficiente
↓ 15,25%	↑ 40,68%	↓ 44,07%
↓ 24,39%	↓ 19,51%	↓ 56,10%
→ 30,86%	↑ 50,62%	↑ 18,52%
→ 40,99%	→ 38,93%	↑ 20,08%
→ 38,18%	→ 33,64%	↑ 28,18%
→ 41,72%	↓ 25,17%	→ 33,11%
→ 33,33%	→ 31,58%	→ 35,09%
↓ 22,29%	↑ 45,71%	→ 32,00%
→ 29,53%	→ 39,60%	→ 30,87%
↓ 23,53%	↑ 44,12%	→ 32,35%
→ 31,85%	→ 31,21%	→ 36,94%
→ 31,90%	→ 36,20%	→ 31,90%
↑ 52,90%	→ 32,26%	↑ 14,84%
↑ 57,82%	↓ 25,85%	↑ 16,33%
→ 39,88%	↑ 42,94%	↑ 17,18%
↑ 54,29%	→ 30,00%	↑ 15,71%
↑ 54,26%	↓ 26,36%	↑ 19,38%

2.6 Impianto elettrico	buono	sufficiente	insufficiente
I SEMESTRE 2008	↓ 25	↓ 9	↑ 2
II SEMESTRE 2008	↓ 29	↓ 10	↑ 2
I SEMESTRE 2009	↑ 165	↓ 17	↑ 2
II SEMESTRE 2009	↑ 209	↓ 31	→ 15
I SEMESTRE 2010	↑ 178	↓ 51	→ 14
II SEMESTRE 2010	↓ 79	↓ 81	↑ 8
I SEMESTRE 2011	→ 106	↓ 81	↑ 7
II SEMESTRE 2011	→ 115	↑ 252	↓ 25
I SEMESTRE 2012	↓ 68	↓ 83	→ 16
II SEMESTRE 2012	↓ 46	↓ 77	↑ 5
I SEMESTRE 2013	→ 93	↓ 80	↑ 7
II SEMESTRE 2013	↓ 70	↓ 62	→ 10
I SEMESTRE 2014	→ 121	↓ 40	↑ 6
II SEMESTRE 2014	→ 101	↓ 30	→ 9
I SEMESTRE 2015	→ 148	↓ 77	→ 10
II SEMESTRE 2015	↓ 81	↓ 19	↑ 1
I SEMESTRE 2016	→ 113	↓ 29	↑ 5

buono	sufficiente	insufficiente
→ 69,44%	↓ 25,00%	→ 5,56%
↑ 70,73%	↓ 24,39%	→ 4,88%
↑ 89,67%	↓ 9,24%	↑ 1,09%
↑ 81,96%	↓ 12,16%	→ 5,88%
↑ 73,25%	↓ 20,99%	→ 5,76%
↓ 47,02%	↑ 48,22%	→ 4,76%
→ 54,64%	→ 41,75%	↑ 3,61%
↓ 29,34%	↑ 64,28%	→ 6,38%
↓ 40,72%	↑ 49,70%	↓ 9,58%
↓ 35,94%	↑ 60,15%	→ 3,91%
→ 51,67%	→ 44,44%	→ 3,89%
→ 49,30%	→ 43,66%	↓ 7,04%
↑ 72,46%	↓ 23,95%	↑ 3,59%
↑ 72,14%	↓ 21,43%	→ 6,43%
→ 62,97%	→ 32,77%	→ 4,26%
↑ 80,20%	↓ 18,81%	↑ 0,99%
↑ 76,87%	↓ 19,73%	↑ 3,40%

# ANDAMENTO CANTIERI 2008 - 2016 (I)

2.7 Demolizioni	buono	sufficiente	insufficiente
I SEMESTRE 2008	↓ 1	↓ 0	↑ 0
II SEMESTRE 2008	↓ 0	↓ 0	↑ 0
I SEMESTRE 2009	→ 8	↓ 0	↑ 0
II SEMESTRE 2009	↑ 17	↓ 4	↑ 0
I SEMESTRE 2010	↓ 4	→ 12	↑ 0
II SEMESTRE 2010	↓ 2	↓ 4	↑ 0
I SEMESTRE 2011	↓ 4	↓ 4	↑ 0
II SEMESTRE 2011	→ 6	→ 14	↓ 3
I SEMESTRE 2012	↓ 2	↓ 4	→ 1
II SEMESTRE 2012	↓ 4	↓ 1	↑ 0
I SEMESTRE 2013	↓ 2	↓ 3	↑ 0
II SEMESTRE 2013	↓ 2	↓ 2	↑ 0
I SEMESTRE 2014	→ 9	→ 9	→ 1
II SEMESTRE 2014	→ 7	↓ 4	↑ 0
I SEMESTRE 2015	↑ 12	↑ 21	↑ 0
II SEMESTRE 2015	↓ 5	↓ 4	↑ 0
I SEMESTRE 2016	→ 10	↓ 1	↑ 0

buono	sufficiente	insufficiente
↑ 100,00%	↓ 0,00%	↑ 0,00%
↓ 0,00%	↓ 0,00%	↑ 0,00%
↑ 100,00%	↓ 0,00%	↑ 0,00%
↑ 80,89%	↓ 19,05%	↑ 0,00%
↓ 25,00%	↑ 75,00%	↑ 0,00%
→ 33,33%	↑ 66,67%	↑ 0,00%
→ 50,00%	→ 50,00%	↑ 0,00%
↓ 26,09%	↑ 60,87%	↓ 13,04%
↓ 28,57%	↑ 57,14%	↓ 14,29%
↑ 80,00%	↓ 20,00%	↑ 0,00%
→ 40,00%	↑ 60,00%	↑ 0,00%
→ 50,00%	→ 50,00%	↑ 0,00%
→ 47,37%	→ 47,37%	→ 5,26%
→ 63,64%	→ 36,36%	↑ 0,00%
→ 36,36%	↑ 63,64%	↑ 0,00%
→ 55,56%	→ 44,44%	↑ 0,00%
↑ 90,91%	↓ 9,09%	↑ 0,00%

2.8 Macchine e attrezzature di cantiere	buono	sufficiente	insufficiente
I SEMESTRE 2008	↓ 31	↓ 12	↑ 9
II SEMESTRE 2008	↓ 34	↓ 3	↑ 6
I SEMESTRE 2009	→ 151	↓ 29	↑ 8
II SEMESTRE 2009	↑ 213	↓ 44	↑ 8
I SEMESTRE 2010	↑ 169	↓ 65	→ 18
II SEMESTRE 2010	→ 92	↓ 56	↓ 24
I SEMESTRE 2011	→ 118	↓ 70	→ 19
II SEMESTRE 2011	↑ 173	↑ 221	↓ 28
I SEMESTRE 2012	↓ 87	→ 79	→ 15
II SEMESTRE 2012	↓ 61	↓ 72	→ 10
I SEMESTRE 2013	→ 118	→ 75	→ 12
II SEMESTRE 2013	↓ 91	↓ 48	→ 13
I SEMESTRE 2014	→ 149	↓ 53	↑ 9
II SEMESTRE 2014	→ 139	↓ 29	↑ 2
I SEMESTRE 2015	↑ 172	→ 75	↑ 7
II SEMESTRE 2015	↓ 87	↓ 18	↑ 3
I SEMESTRE 2016	→ 127	↓ 34	↑ 1

buono	sufficiente	insufficiente
→ 59,61%	→ 23,08%	↓ 17,31%
↑ 79,07%	↓ 6,98%	↓ 13,95%
↑ 80,31%	↓ 15,43%	↑ 4,26%
↑ 80,38%	↓ 16,60%	↑ 3,02%
→ 67,07%	→ 25,79%	→ 7,14%
↓ 52,58%	→ 33,71%	↓ 13,71%
→ 57,00%	→ 33,82%	→ 9,18%
↓ 41,00%	↑ 52,36%	→ 6,64%
↓ 48,06%	↑ 43,65%	→ 8,29%
↓ 42,66%	↑ 50,35%	→ 6,99%
→ 57,56%	→ 36,59%	↑ 5,85%
→ 59,87%	→ 31,58%	→ 8,55%
↑ 70,61%	→ 25,12%	↑ 4,27%
↑ 81,76%	↓ 17,06%	↑ 1,18%
→ 67,71%	→ 29,53%	↑ 2,76%
↑ 80,55%	↓ 16,67%	↑ 2,78%
↑ 78,39%	↓ 20,99%	↑ 0,62%

# ANDAMENTO CANTIERI 2008 - 2016 (I)

2.9 Dispositivi di Protezione Individuale	buono	sufficiente	insufficiente
I SEMESTRE 2008	↓ 27	↓ 15	→ 42
II SEMESTRE 2008	↓ 38	↓ 1	↑ 6
I SEMESTRE 2009	→ 119	↓ 66	↑ 6
II SEMESTRE 2009	↑ 178	→ 82	↑ 7
I SEMESTRE 2010	↑ 143	→ 93	↑ 22
II SEMESTRE 2010	→ 86	↓ 61	↑ 30
I SEMESTRE 2011	→ 111	↓ 55	→ 46
II SEMESTRE 2011	↑ 133	↑ 200	↓ 91
I SEMESTRE 2012	→ 80	↓ 66	↑ 30
II SEMESTRE 2012	↓ 64	↓ 60	↑ 13
I SEMESTRE 2013	→ 115	↓ 56	↑ 33
II SEMESTRE 2013	→ 102	↓ 35	↑ 16
I SEMESTRE 2014	↑ 141	↓ 50	↑ 18
II SEMESTRE 2014	→ 125	↓ 38	↑ 6
I SEMESTRE 2015	↑ 140	→ 86	↑ 28
II SEMESTRE 2015	→ 81	↓ 16	↑ 11
I SEMESTRE 2016	→ 114	↓ 21	↑ 28

buono	sufficiente	insufficiente
↓ 32,14%	→ 17,86%	↓ 50,00%
↑ 84,45%	↓ 2,22%	↑ 13,33%
→ 62,31%	↑ 34,55%	↑ 3,14%
→ 66,67%	→ 30,71%	↑ 2,62%
→ 55,42%	↑ 36,05%	↑ 8,53%
↓ 48,59%	↑ 34,46%	↑ 16,95%
→ 52,36%	→ 25,94%	→ 21,70%
↓ 31,37%	↑ 47,17%	→ 21,46%
↓ 45,45%	↑ 37,50%	↑ 17,05%
↓ 46,71%	↑ 43,80%	↑ 9,49%
→ 56,37%	→ 27,45%	↑ 16,18%
→ 66,66%	→ 22,88%	↑ 10,46%
↑ 67,47%	→ 23,92%	↑ 8,61%
↑ 73,96%	→ 22,49%	↑ 3,55%
→ 55,12%	↑ 33,86%	↑ 11,02%
↑ 75,00%	↓ 14,81%	↑ 10,19%
↑ 69,94%	↓ 12,88%	↑ 17,18%

2.10 Formazione	buono	sufficiente	insufficiente
I SEMESTRE 2008	↓ 28	↓ 10	↑ 7
II SEMESTRE 2008	↓ 30	↓ 4	↑ 10
I SEMESTRE 2009	↑ 142	↓ 13	↑ 34
II SEMESTRE 2009	↑ 162	↓ 40	→ 66
I SEMESTRE 2010	↑ 134	↓ 71	→ 51
II SEMESTRE 2010	↓ 58	↓ 63	→ 55
I SEMESTRE 2011	↓ 64	→ 86	→ 63
II SEMESTRE 2011	→ 107	↑ 212	↓ 116
I SEMESTRE 2012	↓ 61	→ 76	↑ 42
II SEMESTRE 2012	↓ 48	↓ 61	↑ 31
I SEMESTRE 2013	↓ 70	↓ 58	→ 78
II SEMESTRE 2013	↓ 48	↓ 45	→ 58
I SEMESTRE 2014	→ 99	↓ 57	→ 55
II SEMESTRE 2014	→ 91	↓ 45	↑ 35
I SEMESTRE 2015	↑ 120	→ 89	→ 45
II SEMESTRE 2015	→ 73	↓ 23	↑ 13
I SEMESTRE 2016	→ 97	↓ 34	↑ 33

buono	sufficiente	insufficiente
↑ 62,22%	→ 22,22%	↑ 15,56%
↑ 68,18%	↓ 9,09%	→ 22,73%
↑ 75,13%	↓ 6,88%	↑ 17,99%
↑ 60,44%	↓ 14,93%	→ 24,63%
→ 52,35%	→ 27,73%	↑ 19,92%
↓ 32,95%	↑ 35,80%	↓ 31,25%
↓ 30,05%	↑ 40,37%	→ 29,58%
↓ 24,60%	↑ 48,73%	→ 26,67%
↓ 34,08%	↑ 42,46%	→ 23,46%
↓ 34,29%	↑ 43,57%	→ 22,14%
↓ 33,98%	→ 28,16%	↓ 37,86%
↓ 31,79%	→ 29,80%	↓ 38,41%
→ 46,92%	→ 27,01%	→ 26,07%
→ 53,21%	→ 26,32%	↑ 20,47%
→ 47,24%	↑ 35,04%	↑ 17,72%
↑ 66,97%	→ 21,10%	↑ 11,93%
↑ 59,15%	→ 20,73%	↑ 20,12%

## ANDAMENTO CANTIERI 2008 - 2016 (I)

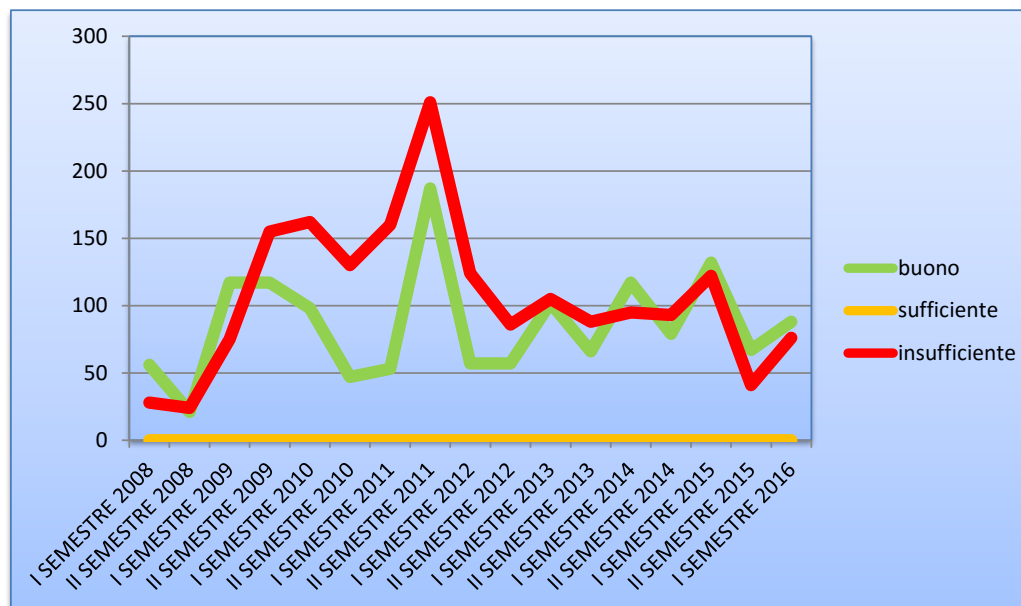
2.11 Giudizio complessivo	buono	sufficiente	insufficiente
I SEMESTRE 2008	↓ 21	↓ 49	↑ 15
II SEMESTRE 2008	↓ 21	↓ 15	↑ 9
I SEMESTRE 2009	→ 68	→ 101	↑ 23
II SEMESTRE 2009	→ 76	↑ 173	↑ 23
I SEMESTRE 2010	→ 73	→ 158	↑ 29
II SEMESTRE 2010	↓ 40	→ 115	↑ 22
I SEMESTRE 2011	→ 53	→ 128	→ 32
II SEMESTRE 2011	↑ 114	↑ 238	↓ 86
I SEMESTRE 2012	↓ 45	→ 103	→ 33
II SEMESTRE 2012	↓ 47	↓ 73	↑ 24
I SEMESTRE 2013	→ 77	→ 105	↑ 25
II SEMESTRE 2013	→ 55	↓ 76	↑ 23
I SEMESTRE 2014	→ 83	→ 112	↑ 18
II SEMESTRE 2014	→ 81	↓ 83	↑ 8
I SEMESTRE 2015	↑ 106	→ 137	↑ 11
II SEMESTRE 2015	↓ 49	↓ 56	↑ 4
I SEMESTRE 2016	→ 76	↓ 83	↑ 5

buono	sufficiente	insufficiente
↓ 24,71%	↑ 57,64%	↓ 17,65%
↑ 46,67%	↓ 33,33%	↓ 20,00%
→ 35,42%	→ 52,60%	→ 11,98%
↓ 27,94%	↑ 63,60%	↑ 8,46%
↓ 28,08%	↑ 60,77%	→ 11,15%
↓ 22,60%	↑ 64,97%	→ 12,43%
↓ 24,88%	↑ 60,10%	↓ 15,02%
↓ 26,03%	→ 54,34%	↓ 19,63%
↓ 24,86%	↑ 56,91%	↓ 18,23%
→ 32,64%	→ 50,69%	↓ 16,67%
→ 37,20%	→ 50,72%	→ 12,08%
→ 35,71%	→ 49,35%	↓ 14,94%
→ 38,97%	→ 52,58%	↑ 8,45%
↑ 47,09%	→ 48,26%	↑ 4,65%
↑ 41,73%	→ 53,94%	↑ 4,33%
↑ 44,95%	→ 51,38%	↑ 3,67%
↑ 46,34%	→ 50,61%	↑ 3,05%

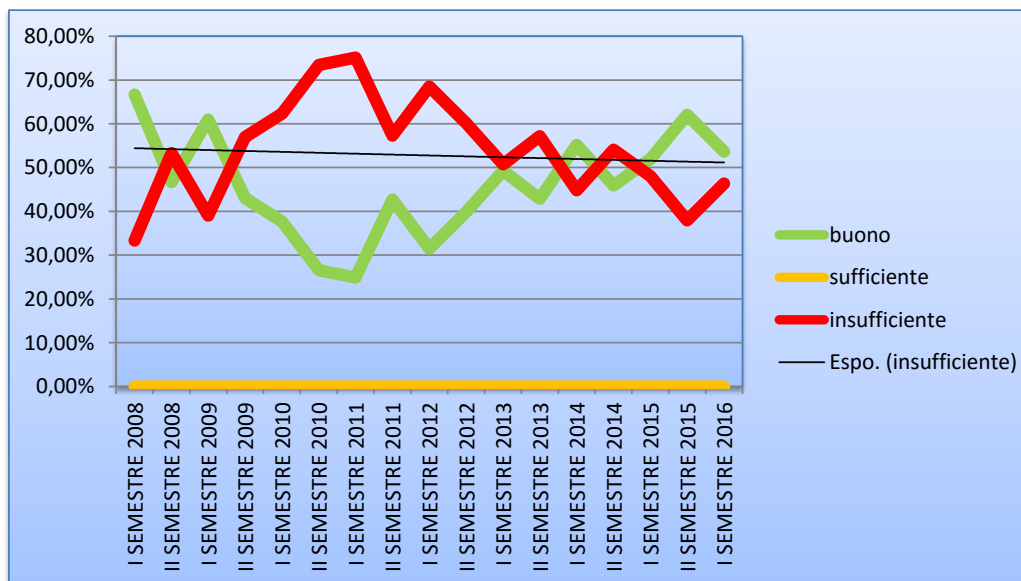
Totale visite	
I SEMESTRE 2008	<b>85</b>
II SEMESTRE 2008	<b>45</b>
I SEMESTRE 2009	<b>192</b>
II SEMESTRE 2009	<b>272</b>
I SEMESTRE 2010	<b>260</b>
II SEMESTRE 2010	<b>177</b>
I SEMESTRE 2011	<b>213</b>
II SEMESTRE 2011	<b>438</b>
I SEMESTRE 2012	<b>181</b>
II SEMESTRE 2012	<b>144</b>
I SEMESTRE 2013	<b>207</b>
II SEMESTRE 2013	<b>154</b>
I SEMESTRE 2014	<b>213</b>
II SEMESTRE 2014	<b>172</b>
I SEMESTRE 2015	<b>254</b>
II SEMESTRE 2015	<b>109</b>
I SEMESTRE 2016	<b>164</b>

## 2.1 Presenza di documentazione in cantiere

PERIODO		buono	sufficiente	insufficiente
I SEMESTRE 2008	↓	56	0	28
II SEMESTRE 2008	↓	21	0	24
I SEMESTRE 2009	→	117	0	75
II SEMESTRE 2009	→	117	0	155
I SEMESTRE 2010	→	98	0	162
II SEMESTRE 2010	↓	47	0	130
I SEMESTRE 2011	↓	53	0	160
II SEMESTRE 2011	↑	187	0	251
I SEMESTRE 2012	↑	57	0	124
II SEMESTRE 2012	↓	57	0	86
I SEMESTRE 2013	→	102	0	105
II SEMESTRE 2013	↓	66	0	88
I SEMESTRE 2014	→	117	0	95
II SEMESTRE 2014	→	79	0	93
I SEMESTRE 2015	→	132	0	122
II SEMESTRE 2015	↓	67	0	41
I SEMESTRE 2016	→	88	0	76

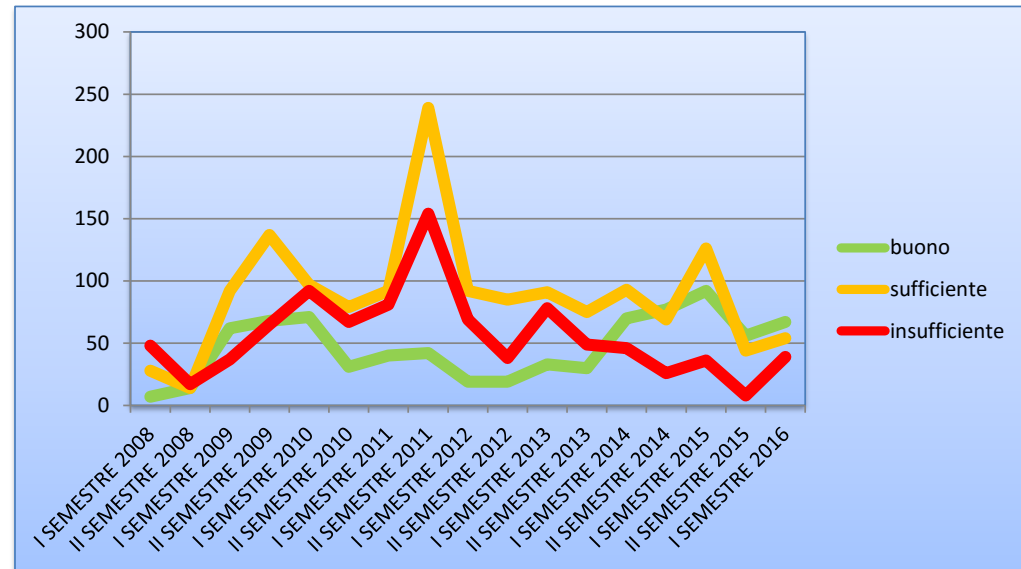


PERIODO		buono	sufficiente	insufficiente
I SEMESTRE 2008	↑	66,67%	0,00%	33,33%
II SEMESTRE 2008	→	46,67%	0,00%	53,33%
I SEMESTRE 2009	↑	60,94%	0,00%	39,06%
II SEMESTRE 2009	→	43,01%	0,00%	56,99%
I SEMESTRE 2010	↓	37,69%	0,00%	62,31%
II SEMESTRE 2010	↓	26,55%	0,00%	73,45%
I SEMESTRE 2011	↓	24,88%	0,00%	75,12%
II SEMESTRE 2011	→	42,69%	0,00%	57,31%
I SEMESTRE 2012	↓	31,49%	0,00%	68,51%
II SEMESTRE 2012	→	39,86%	0,00%	60,14%
I SEMESTRE 2013	→	49,28%	0,00%	50,72%
II SEMESTRE 2013	→	42,86%	0,00%	57,14%
I SEMESTRE 2014	↑	55,19%	0,00%	44,81%
II SEMESTRE 2014	→	45,93%	0,00%	54,07%
I SEMESTRE 2015	→	51,97%	0,00%	48,03%
II SEMESTRE 2015	↑	62,04%	0,00%	37,96%
I SEMESTRE 2016	↑	53,66%	0,00%	46,34%

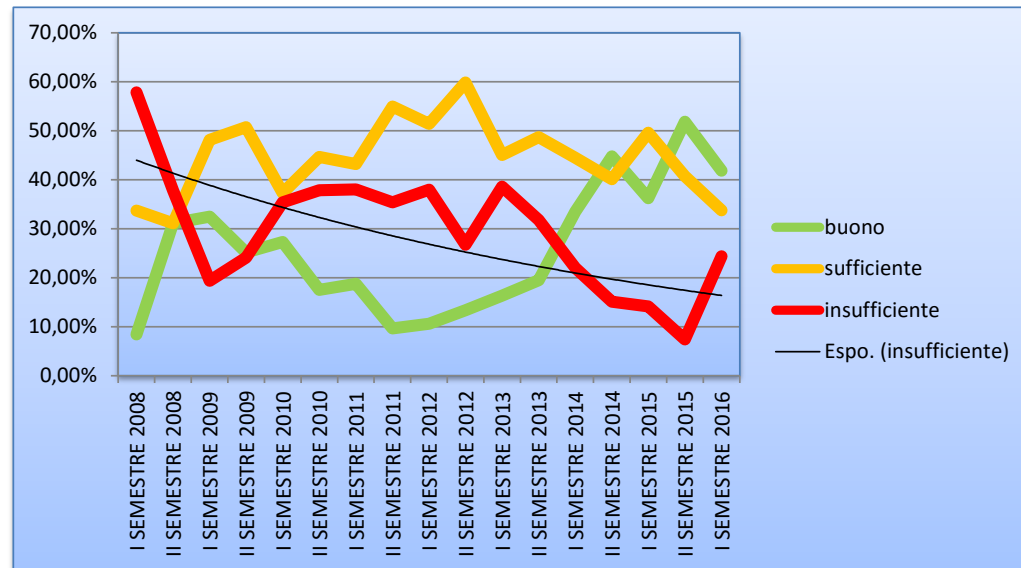


## 2.2 Allestimento cantiere

PERIODO	buono	sufficiente	insufficiente
I SEMESTRE 2008	7	28	48
II SEMESTRE 2008	14	14	17
I SEMESTRE 2009	62	92	37
II SEMESTRE 2009	68	137	65
I SEMESTRE 2010	71	97	92
II SEMESTRE 2010	31	79	67
I SEMESTRE 2011	40	92	81
II SEMESTRE 2011	42	239	154
I SEMESTRE 2012	19	92	69
II SEMESTRE 2012	19	85	38
I SEMESTRE 2013	33	91	78
II SEMESTRE 2013	30	75	49
I SEMESTRE 2014	70	93	46
II SEMESTRE 2014	77	69	26
I SEMESTRE 2015	92	126	36
II SEMESTRE 2015	56	44	8
I SEMESTRE 2016	67	54	39



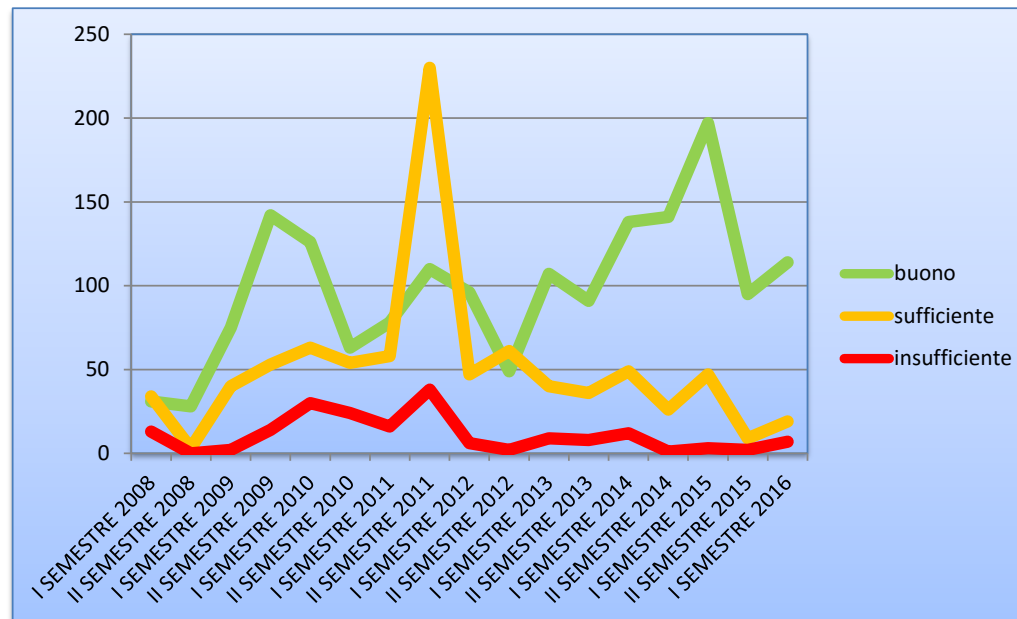
PERIODO	buono	sufficiente	insufficiente
I SEMESTRE 2008	8,43%	33,73%	57,84%
II SEMESTRE 2008	31,11%	31,11%	37,78%
I SEMESTRE 2009	32,46%	48,17%	19,37%
II SEMESTRE 2009	25,19%	50,74%	24,07%
I SEMESTRE 2010	27,31%	37,31%	35,38%
II SEMESTRE 2010	17,51%	44,64%	37,85%
I SEMESTRE 2011	18,78%	43,19%	38,03%
II SEMESTRE 2011	9,66%	54,94%	35,40%
I SEMESTRE 2012	10,61%	51,40%	37,99%
II SEMESTRE 2012	13,38%	59,86%	26,76%
I SEMESTRE 2013	16,34%	45,05%	38,61%
II SEMESTRE 2013	19,48%	48,70%	31,82%
I SEMESTRE 2014	33,49%	44,50%	22,01%
II SEMESTRE 2014	44,76%	40,12%	15,12%
I SEMESTRE 2015	36,22%	49,61%	14,17%
II SEMESTRE 2015	51,85%	40,74%	7,41%
I SEMESTRE 2016	41,87%	33,75%	24,38%



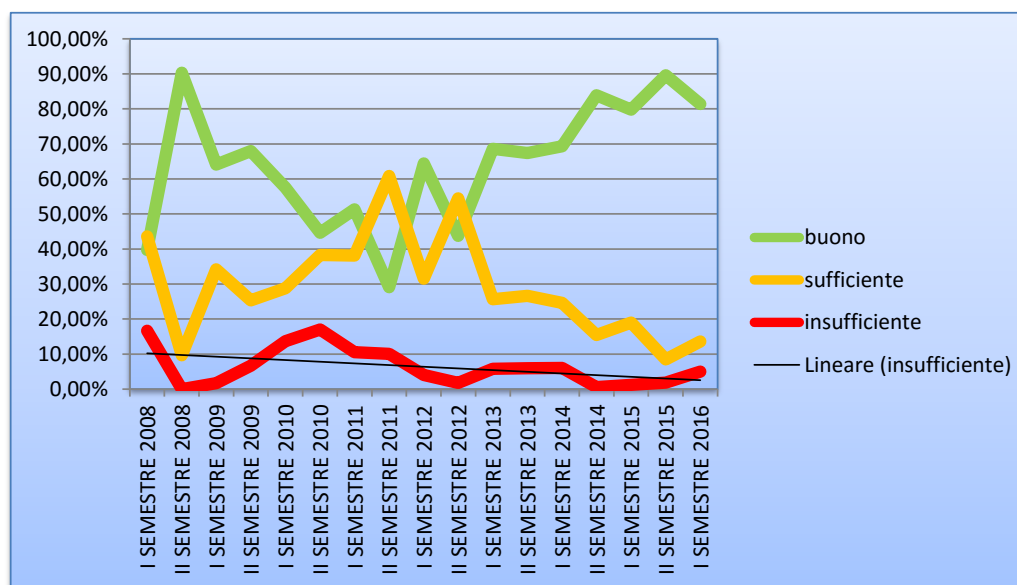


## 2.3 Viabilità di cantiere

PERIODO	buono	sufficiente	insufficiente
I SEMESTRE 2008	↓ 31	↓ 34	→ 13
II SEMESTRE 2008	↓ 28	↓ 3	↑ 0
I SEMESTRE 2009	↓ 75	↓ 40	↑ 2
II SEMESTRE 2009	↑ 142	↓ 53	→ 14
I SEMESTRE 2010	→ 126	↓ 63	↓ 30
II SEMESTRE 2010	↓ 63	↓ 54	→ 24
I SEMESTRE 2011	↓ 78	↓ 58	→ 16
II SEMESTRE 2011	↑ 110	↑ 230	↓ 38
I SEMESTRE 2012	↑ 96	↑ 47	↓ 6
II SEMESTRE 2012	↓ 49	↓ 61	↑ 2
I SEMESTRE 2013	→ 107	↓ 40	↑ 9
II SEMESTRE 2013	→ 91	↓ 36	↑ 8
I SEMESTRE 2014	→ 138	↓ 49	↑ 12
II SEMESTRE 2014	→ 141	↓ 26	↑ 1
I SEMESTRE 2015	↑ 197	↓ 47	↑ 3
II SEMESTRE 2015	→ 95	↓ 9	↑ 2
I SEMESTRE 2016	→ 114	↓ 19	↑ 7

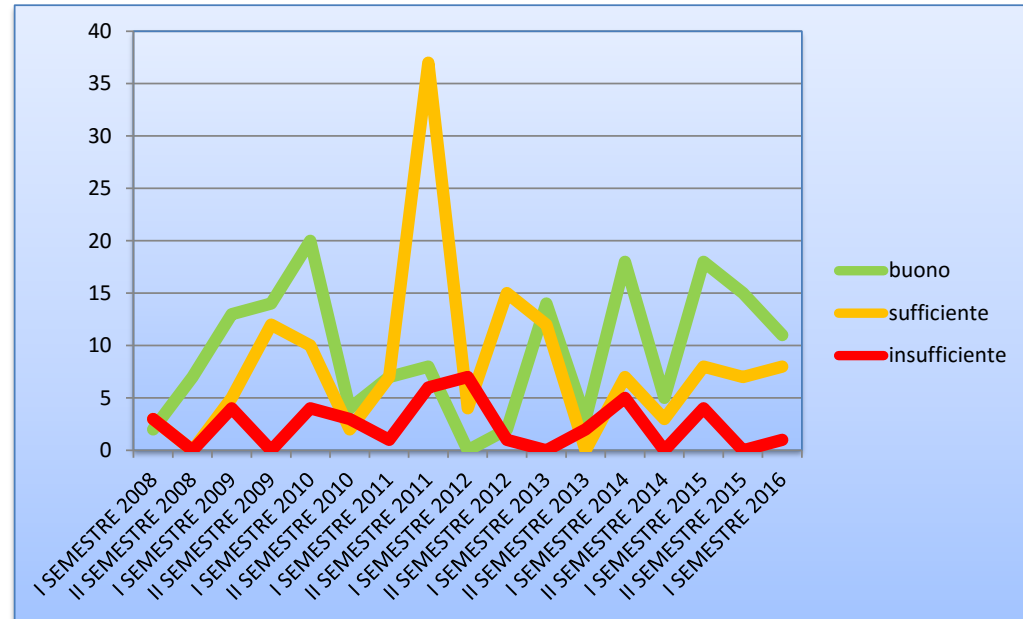


PERIODO	buono	sufficiente	insufficiente
I SEMESTRE 2008	↓ 39,74%	↑ 43,59%	↓ 16,67%
II SEMESTRE 2008	↑ 90,32%	↓ 9,68%	↑ 0,00%
I SEMESTRE 2009	→ 64,10%	→ 34,19%	↑ 1,71%
II SEMESTRE 2009	→ 67,94%	↓ 25,36%	→ 6,70%
I SEMESTRE 2010	→ 57,53%	→ 28,77%	↓ 13,70%
II SEMESTRE 2010	↓ 44,68%	→ 38,30%	↓ 17,02%
I SEMESTRE 2011	→ 51,31%	→ 38,16%	→ 10,53%
II SEMESTRE 2011	↑ 29,10%	↑ 60,85%	↓ 10,05%
I SEMESTRE 2012	↑ 64,43%	↑ 31,54%	↓ 4,03%
II SEMESTRE 2012	↓ 43,75%	↑ 54,46%	↑ 1,79%
I SEMESTRE 2013	→ 68,59%	↓ 25,64%	→ 5,77%
II SEMESTRE 2013	→ 67,40%	→ 26,67%	→ 5,93%
I SEMESTRE 2014	→ 69,35%	↓ 24,62%	→ 6,03%
II SEMESTRE 2014	↑ 83,92%	↓ 15,48%	↑ 0,60%
I SEMESTRE 2015	↑ 79,76%	↓ 19,03%	↑ 1,21%
II SEMESTRE 2015	↑ 89,62%	↓ 8,49%	↑ 1,89%
I SEMESTRE 2016	↑ 81,43%	↓ 13,57%	↑ 5,00%

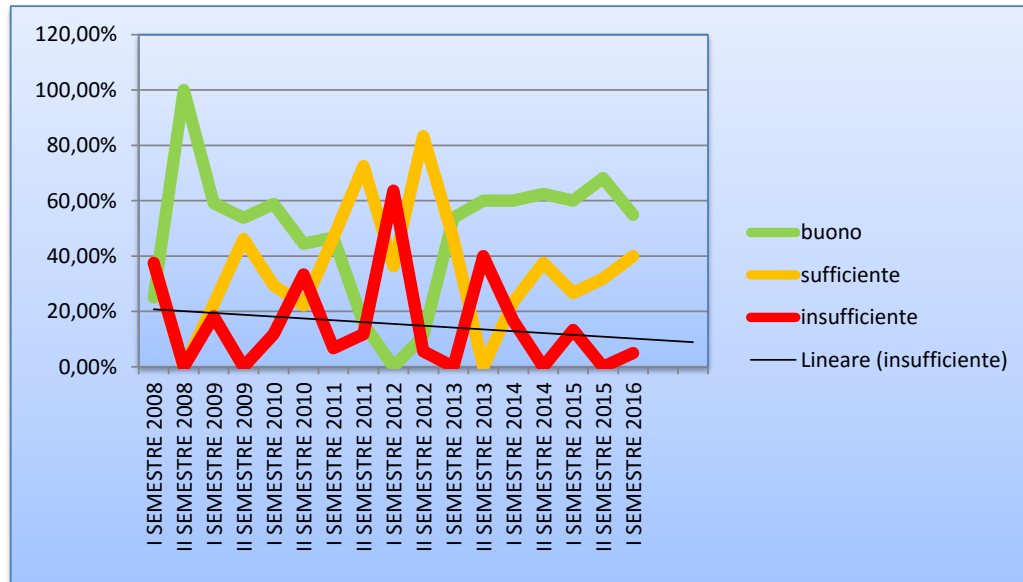


## 2.4 Scavi

PERIODO	buono	sufficiente	insufficiente
I SEMESTRE 2008	2	3	3
II SEMESTRE 2008	7	0	0
I SEMESTRE 2009	13	5	4
II SEMESTRE 2009	14	12	0
I SEMESTRE 2010	20	10	4
II SEMESTRE 2010	4	2	3
I SEMESTRE 2011	7	7	1
II SEMESTRE 2011	8	37	6
I SEMESTRE 2012	0	4	7
II SEMESTRE 2012	2	15	1
I SEMESTRE 2013	14	12	0
II SEMESTRE 2013	3	0	2
I SEMESTRE 2014	18	7	5
II SEMESTRE 2014	5	3	0
I SEMESTRE 2015	18	8	4
II SEMESTRE 2015	15	7	0
I SEMESTRE 2016	11	8	1

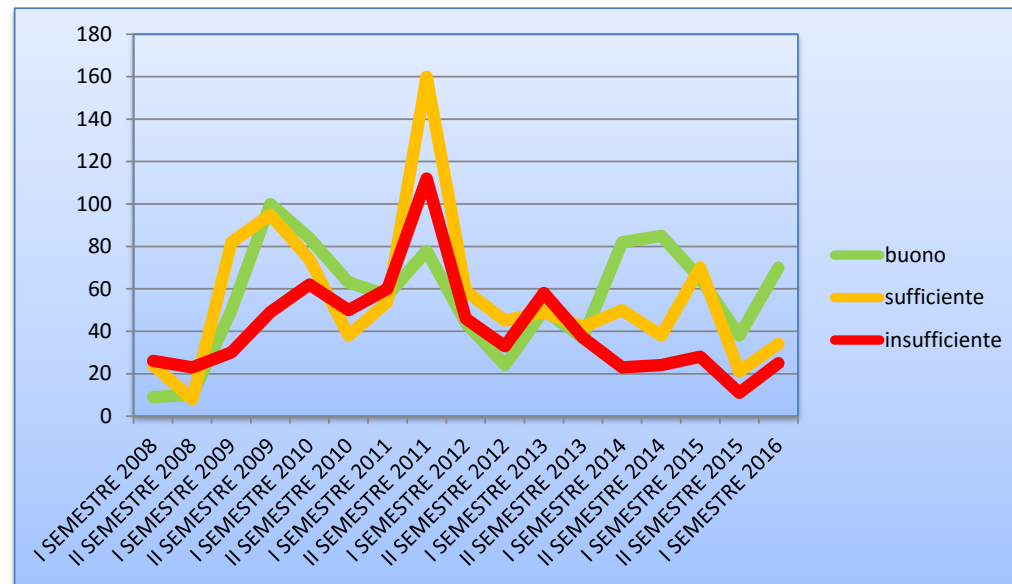


PERIODO	buono	sufficiente	insufficiente
I SEMESTRE 2008	25,00%	37,50%	37,50%
II SEMESTRE 2008	100,00%	0,00%	0,00%
I SEMESTRE 2009	59,09%	22,73%	18,18%
II SEMESTRE 2009	53,85%	46,15%	0,00%
I SEMESTRE 2010	58,83%	29,41%	11,76%
II SEMESTRE 2010	44,45%	22,22%	33,33%
I SEMESTRE 2011	46,67%	46,66%	6,67%
II SEMESTRE 2011	15,69%	72,55%	11,76%
I SEMESTRE 2012	0,00%	36,36%	63,64%
II SEMESTRE 2012	11,11%	83,33%	5,56%
I SEMESTRE 2013	53,85%	46,15%	0,00%
II SEMESTRE 2013	60,00%	0,00%	40,00%
I SEMESTRE 2014	60,00%	23,33%	16,67%
II SEMESTRE 2014	62,50%	37,50%	0,00%
I SEMESTRE 2015	60,00%	26,67%	13,33%
II SEMESTRE 2015	68,18%	31,82%	0,00%
I SEMESTRE 2016	55,00%	40,00%	5,00%

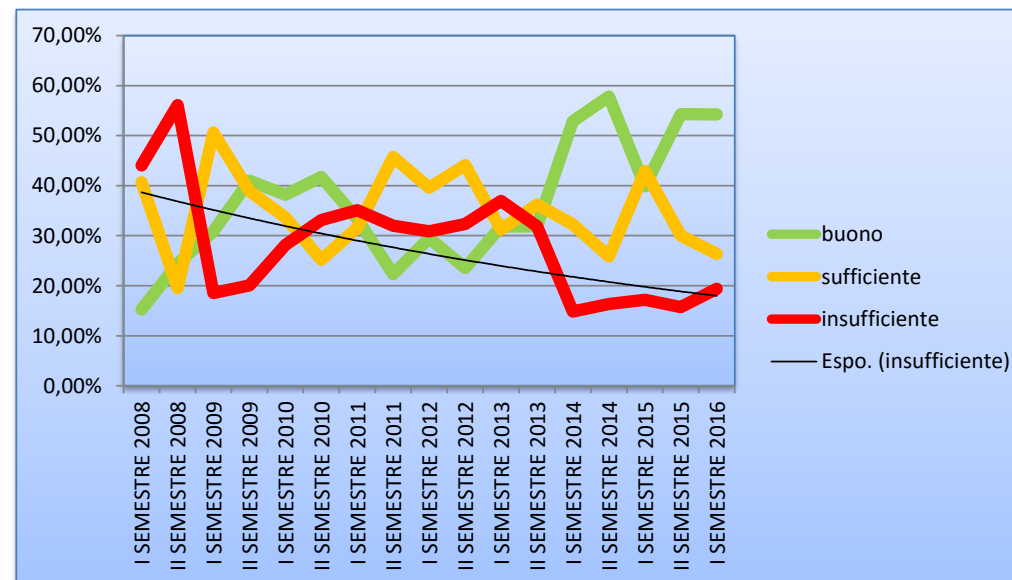


## 2.5 Opere provvisionali

PERIODO	buono	sufficiente	insufficiente
I SEMESTRE 2008	9	24	26
II SEMESTRE 2008	10	8	23
I SEMESTRE 2009	50	82	30
II SEMESTRE 2009	100	95	49
I SEMESTRE 2010	84	74	62
II SEMESTRE 2010	63	38	50
I SEMESTRE 2011	57	54	60
II SEMESTRE 2011	78	160	112
I SEMESTRE 2012	44	59	46
II SEMESTRE 2012	24	45	33
I SEMESTRE 2013	50	49	58
II SEMESTRE 2013	37	42	37
I SEMESTRE 2014	82	50	23
II SEMESTRE 2014	85	38	24
I SEMESTRE 2015	65	70	28
II SEMESTRE 2015	38	21	11
I SEMESTRE 2016	70	34	25

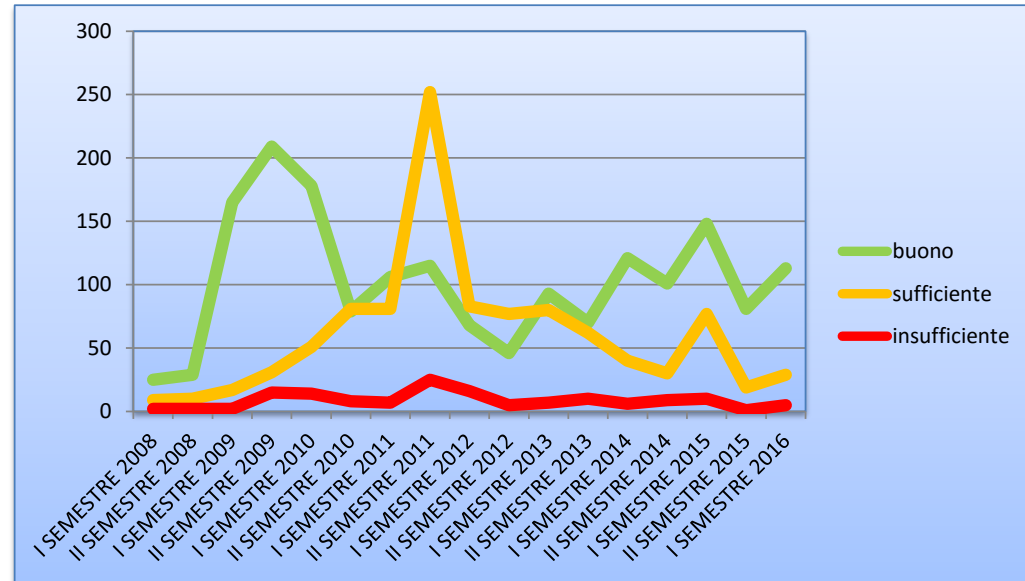


PERIODO	buono	sufficiente	insufficiente
I SEMESTRE 2008	15,25%	40,68%	44,07%
II SEMESTRE 2008	24,39%	19,51%	56,10%
I SEMESTRE 2009	30,86%	50,62%	18,52%
II SEMESTRE 2009	40,99%	38,93%	20,08%
I SEMESTRE 2010	38,18%	33,64%	28,18%
II SEMESTRE 2010	41,72%	25,17%	33,11%
I SEMESTRE 2011	33,33%	31,58%	35,09%
II SEMESTRE 2011	22,29%	45,71%	32,00%
I SEMESTRE 2012	29,53%	39,60%	30,87%
II SEMESTRE 2012	23,53%	44,12%	32,35%
I SEMESTRE 2013	31,85%	31,21%	36,94%
II SEMESTRE 2013	31,90%	36,20%	31,90%
I SEMESTRE 2014	52,90%	32,26%	14,84%
II SEMESTRE 2014	57,82%	25,85%	16,33%
I SEMESTRE 2015	39,88%	42,94%	17,18%
II SEMESTRE 2015	54,29%	30,00%	15,71%
I SEMESTRE 2016	54,26%	26,36%	19,38%

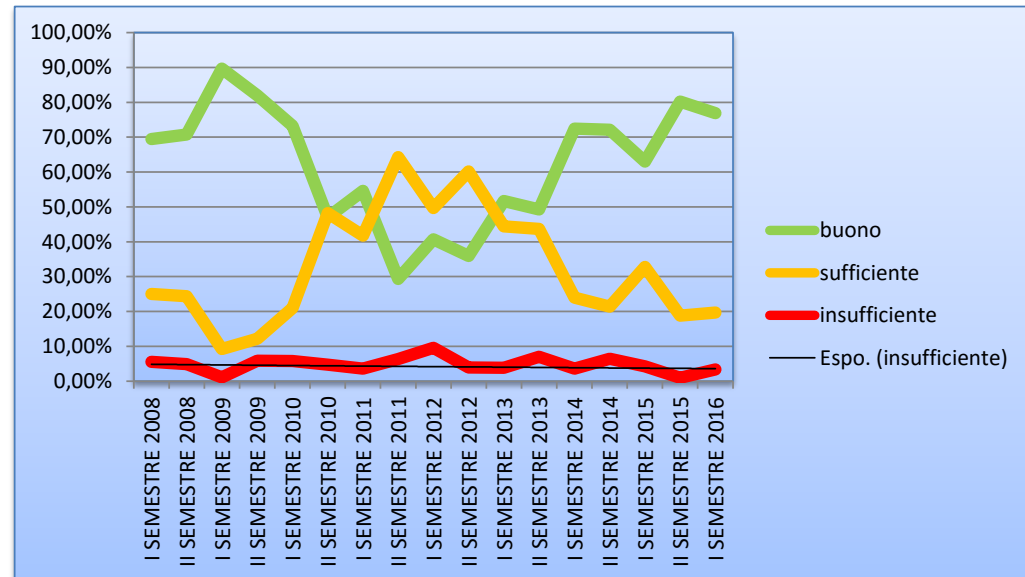


## 2.6 Impianto elettrico

PERIODO	buono	sufficiente	insufficiente
I SEMESTRE 2008	25	9	2
II SEMESTRE 2008	29	10	2
I SEMESTRE 2009	165	17	2
II SEMESTRE 2009	209	31	15
I SEMESTRE 2010	178	51	14
II SEMESTRE 2010	79	81	8
I SEMESTRE 2011	106	81	7
II SEMESTRE 2011	115	252	25
I SEMESTRE 2012	68	83	16
II SEMESTRE 2012	46	77	5
I SEMESTRE 2013	93	80	7
II SEMESTRE 2013	70	62	10
I SEMESTRE 2014	121	40	6
II SEMESTRE 2014	101	30	9
I SEMESTRE 2015	148	77	10
II SEMESTRE 2015	81	19	1
I SEMESTRE 2016	113	29	5

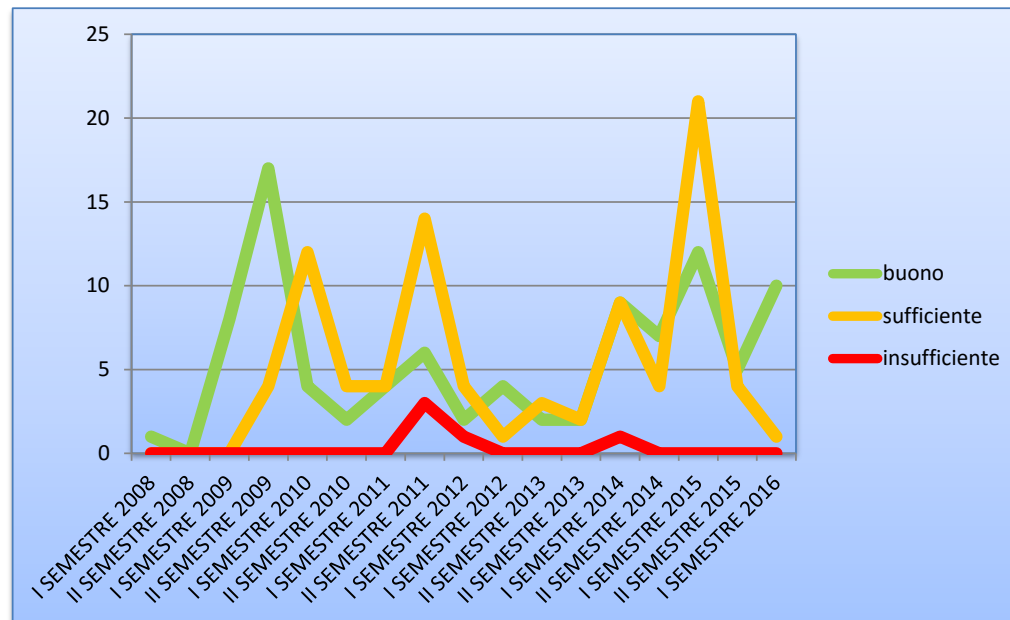


PERIODO	buono	sufficiente	insufficiente
I SEMESTRE 2008	69,44%	25,00%	5,56%
II SEMESTRE 2008	70,73%	24,39%	4,88%
I SEMESTRE 2009	89,67%	9,24%	1,09%
II SEMESTRE 2009	81,96%	12,16%	5,88%
I SEMESTRE 2010	73,25%	20,99%	5,76%
II SEMESTRE 2010	47,02%	48,22%	4,76%
I SEMESTRE 2011	54,64%	41,75%	3,61%
II SEMESTRE 2011	29,34%	64,28%	6,38%
I SEMESTRE 2012	40,72%	49,70%	9,58%
II SEMESTRE 2012	35,94%	60,15%	3,91%
I SEMESTRE 2013	51,67%	44,44%	3,89%
II SEMESTRE 2013	49,30%	43,66%	7,04%
I SEMESTRE 2014	72,46%	23,95%	3,59%
II SEMESTRE 2014	72,14%	21,43%	6,43%
I SEMESTRE 2015	62,97%	32,77%	4,26%
II SEMESTRE 2015	80,20%	18,81%	0,99%
I SEMESTRE 2016	76,87%	19,73%	3,40%

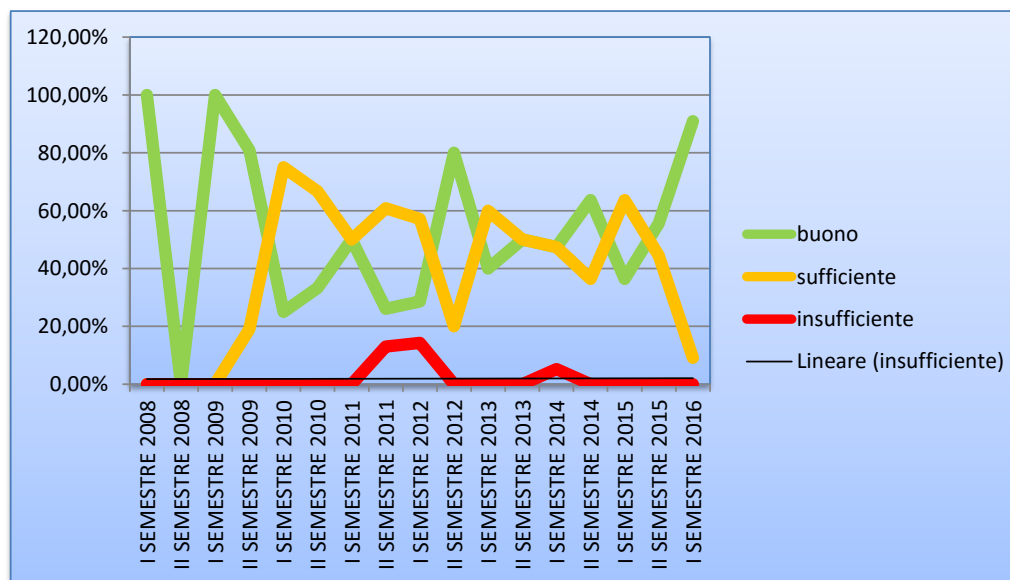


## 2.7 Demolizioni

PERIODO	buono	sufficiente	insufficiente
I SEMESTRE 2008	↓ 1	↓ 0	↑ 0
II SEMESTRE 2008	↓ 0	↓ 0	↑ 0
I SEMESTRE 2009	→ 8	↓ 0	↑ 0
II SEMESTRE 2009	↑ 17	↓ 4	↑ 0
I SEMESTRE 2010	↓ 4	→ 12	↑ 0
II SEMESTRE 2010	↓ 2	↓ 4	↑ 0
I SEMESTRE 2011	↓ 4	↓ 4	↑ 0
II SEMESTRE 2011	↑ 6	↑ 14	↓ 3
I SEMESTRE 2012	↑ 2	↑ 4	→ 1
I SEMESTRE 2012	↓ 4	↓ 1	↑ 0
II SEMESTRE 2013	↓ 2	↓ 3	↑ 0
II SEMESTRE 2013	↓ 2	↓ 2	↑ 0
I SEMESTRE 2014	→ 9	→ 9	→ 1
II SEMESTRE 2014	→ 7	↓ 4	↑ 0
I SEMESTRE 2015	↑ 12	↑ 21	↑ 0
II SEMESTRE 2015	↓ 5	↓ 4	↑ 0
I SEMESTRE 2016	→ 10	↓ 1	↑ 0

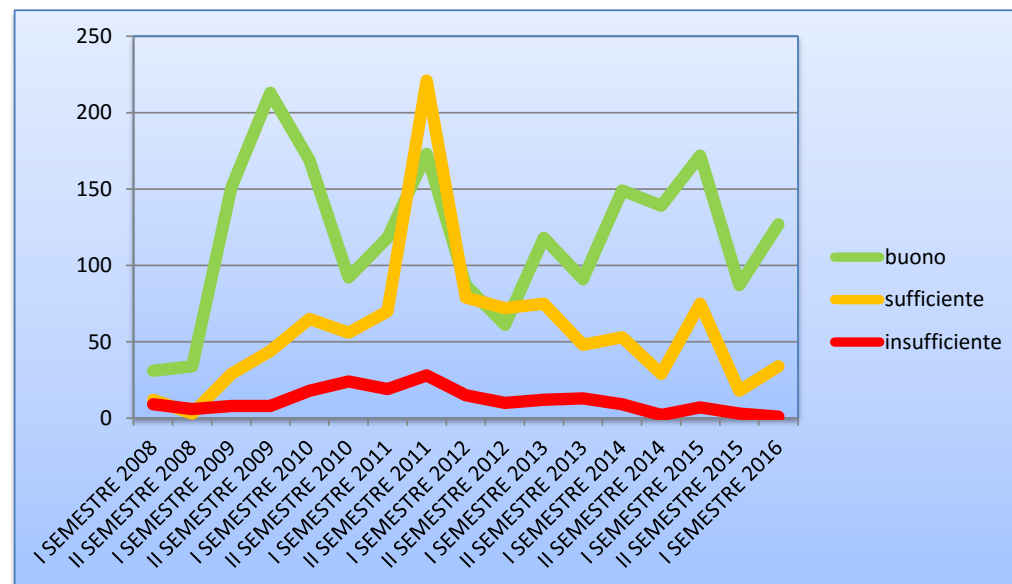


PERIODO	buono	sufficiente	insufficiente
I SEMESTRE 2008	↑ 100,00%	↓ 0,00%	↑ 0,00%
II SEMESTRE 2008	↓ 0,00%	↓ 0,00%	↑ 0,00%
I SEMESTRE 2009	↑ 100,00%	↓ 0,00%	↑ 0,00%
II SEMESTRE 2009	↑ 80,89%	↓ 19,05%	↑ 0,00%
I SEMESTRE 2010	↓ 25,00%	↑ 75,00%	↑ 0,00%
II SEMESTRE 2010	→ 33,33%	↑ 66,67%	↑ 0,00%
I SEMESTRE 2011	→ 50,00%	→ 50,00%	↑ 0,00%
II SEMESTRE 2011	↑ 26,09%	↑ 60,87%	↓ 13,04%
I SEMESTRE 2012	↑ 28,57%	↑ 57,14%	↓ 14,29%
II SEMESTRE 2012	↑ 80,00%	↓ 20,00%	↑ 0,00%
I SEMESTRE 2013	→ 40,00%	↑ 60,00%	↑ 0,00%
II SEMESTRE 2013	→ 50,00%	→ 50,00%	↑ 0,00%
I SEMESTRE 2014	→ 47,37%	→ 47,37%	→ 5,26%
II SEMESTRE 2014	→ 63,64%	→ 36,36%	↑ 0,00%
I SEMESTRE 2015	→ 36,36%	↑ 63,64%	↑ 0,00%
II SEMESTRE 2015	→ 55,56%	→ 44,44%	↑ 0,00%
I SEMESTRE 2016	↑ 90,91%	↓ 9,09%	↑ 0,00%

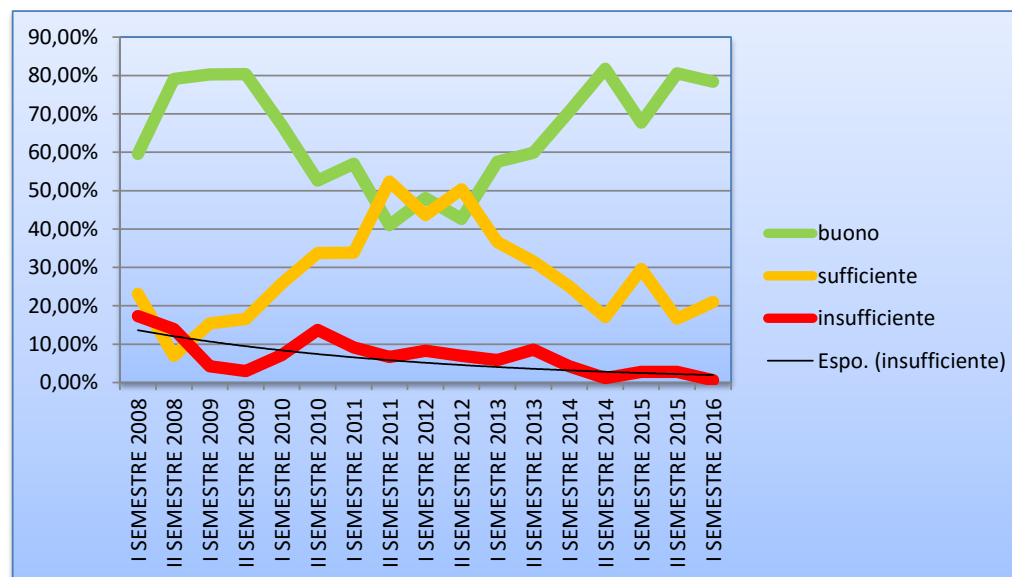


## 2.8 Macchine e attrezzature di cantiere

PERIODO	buono	sufficiente	insufficiente
I SEMESTRE 2008	↓ 31	↓ 12	↑ 9
II SEMESTRE 2008	↓ 34	↓ 3	↑ 6
I SEMESTRE 2009	→ 151	↓ 29	↑ 8
II SEMESTRE 2009	↑ 213	↓ 44	↑ 8
I SEMESTRE 2010	↑ 169	↓ 65	→ 18
II SEMESTRE 2010	→ 92	↓ 56	↓ 24
I SEMESTRE 2011	→ 118	↓ 70	→ 19
II SEMESTRE 2011	↑ 173	↑ 221	↓ 28
I SEMESTRE 2012	↑ 87	↑ 79	↓ 15
II SEMESTRE 2012	↓ 61	↓ 72	→ 10
I SEMESTRE 2013	→ 118	→ 75	→ 12
II SEMESTRE 2013	↓ 91	↓ 48	→ 13
I SEMESTRE 2014	→ 149	↓ 53	↑ 9
II SEMESTRE 2014	→ 139	↓ 29	↑ 2
I SEMESTRE 2015	↑ 172	→ 75	↑ 7
II SEMESTRE 2015	↓ 87	↓ 18	↑ 3
I SEMESTRE 2016	→ 127	↓ 34	↑ 1

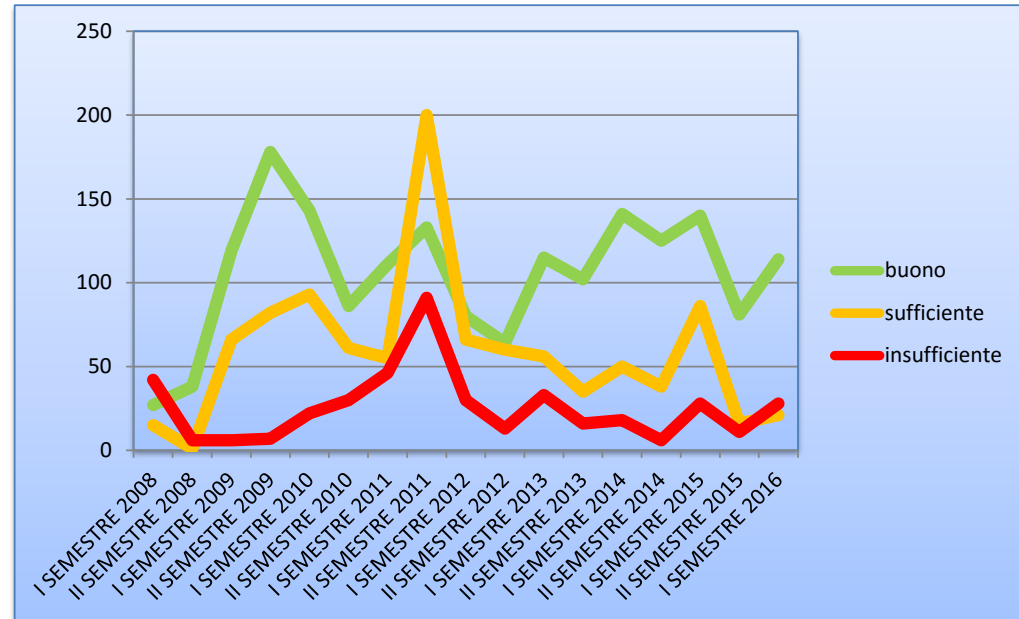


PERIODO	buono	sufficiente	insufficiente
I SEMESTRE 2008	→ 59,61%	→ 23,08%	↓ 17,31%
II SEMESTRE 2008	↑ 79,07%	↓ 6,98%	↓ 13,95%
I SEMESTRE 2009	↑ 80,31%	↓ 15,43%	↑ 4,26%
II SEMESTRE 2009	↑ 80,38%	↓ 16,60%	↑ 3,02%
I SEMESTRE 2010	→ 67,07%	→ 25,79%	→ 7,14%
II SEMESTRE 2010	↓ 52,58%	→ 33,71%	↓ 13,71%
I SEMESTRE 2011	→ 57,00%	→ 33,82%	→ 9,18%
II SEMESTRE 2011	↑ 41,00%	↑ 52,36%	↓ 6,64%
I SEMESTRE 2012	↑ 48,06%	↑ 43,65%	↓ 8,29%
II SEMESTRE 2012	↓ 42,66%	↑ 50,35%	→ 6,99%
I SEMESTRE 2013	→ 57,56%	→ 36,59%	↑ 5,85%
II SEMESTRE 2013	→ 59,87%	→ 31,58%	→ 8,55%
I SEMESTRE 2014	↑ 70,61%	→ 25,12%	↑ 4,27%
II SEMESTRE 2014	↑ 81,76%	↓ 17,06%	↑ 1,18%
I SEMESTRE 2015	→ 67,71%	→ 29,53%	↑ 2,76%
II SEMESTRE 2015	↑ 80,55%	↓ 16,67%	↑ 2,78%
I SEMESTRE 2016	↑ 78,39%	↓ 20,99%	↑ 0,62%

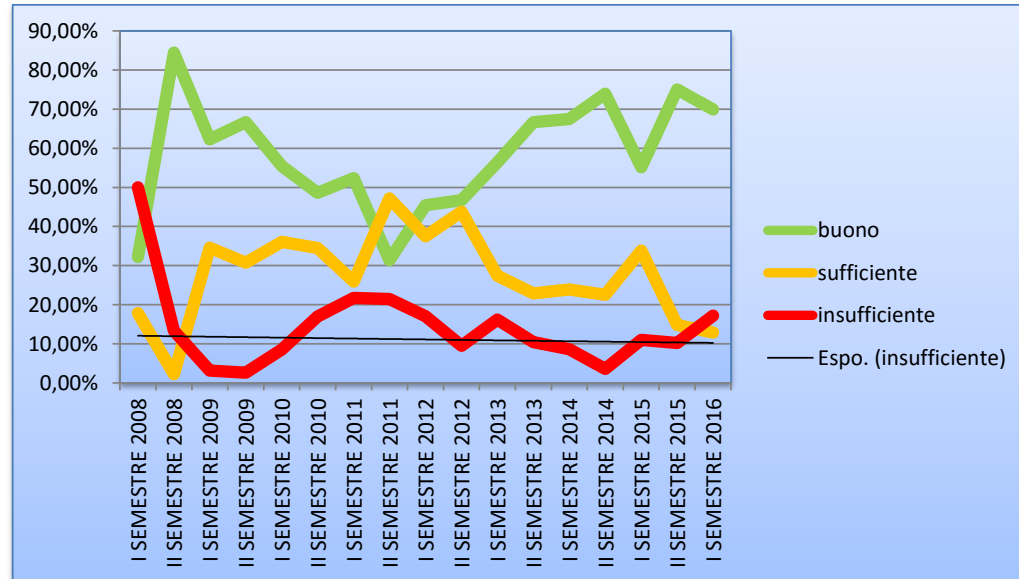


## 2.9 Dispositivi di Protezione Individuale

PERIODO	buono	sufficiente	insufficiente
I SEMESTRE 2008	↓ 27	↓ 15	→ 42
II SEMESTRE 2008	↓ 38	↓ 1	↑ 6
I SEMESTRE 2009	→ 119	↓ 66	↑ 6
II SEMESTRE 2009	↑ 178	→ 82	↑ 7
I SEMESTRE 2010	↑ 143	→ 93	↑ 22
II SEMESTRE 2010	→ 86	↓ 61	↑ 30
I SEMESTRE 2011	→ 111	↓ 55	→ 46
II SEMESTRE 2011	↑ 133	↑ 200	↓ 91
I SEMESTRE 2012	↑ 80	↑ 66	↓ 30
II SEMESTRE 2012	↓ 64	↓ 60	↑ 13
I SEMESTRE 2013	→ 115	↓ 56	↑ 33
II SEMESTRE 2013	→ 102	↓ 35	↑ 16
I SEMESTRE 2014	↑ 141	↓ 50	↑ 18
II SEMESTRE 2014	→ 125	↓ 38	↑ 6
I SEMESTRE 2015	↑ 140	→ 86	↑ 28
II SEMESTRE 2015	→ 81	↓ 16	↑ 11
I SEMESTRE 2016	→ 114	↓ 21	↑ 28

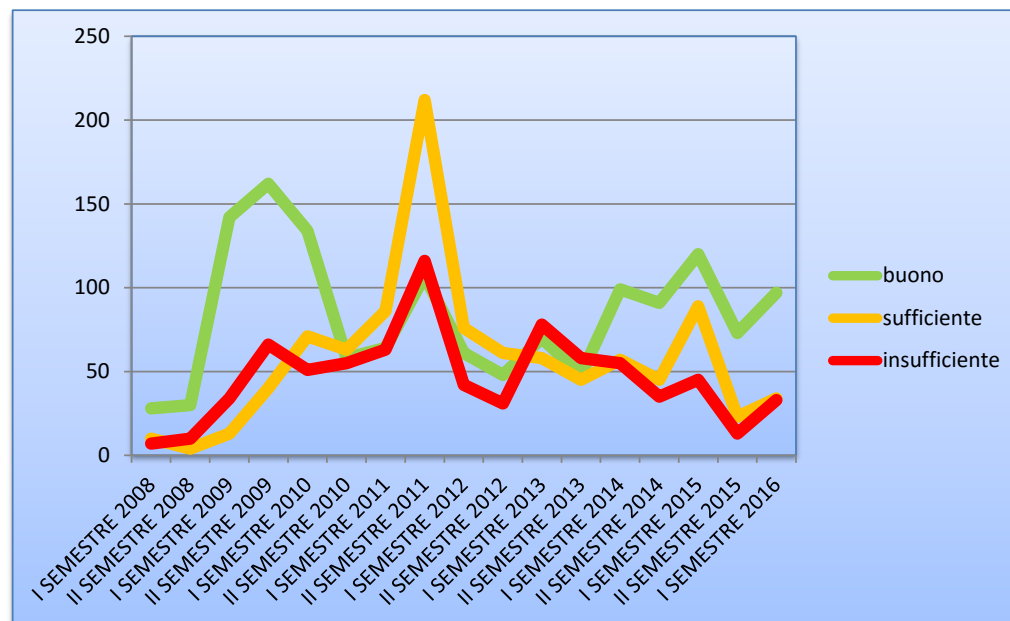


PERIODO	buono	sufficiente	insufficiente
I SEMESTRE 2008	↓ 32,14%	→ 17,86%	↓ 50,00%
II SEMESTRE 2008	↑ 84,45%	↓ 2,22%	↑ 13,33%
I SEMESTRE 2009	→ 62,31%	↑ 34,55%	↑ 3,14%
II SEMESTRE 2009	→ 66,67%	→ 30,71%	↑ 2,62%
I SEMESTRE 2010	→ 55,42%	↑ 36,05%	↑ 8,53%
II SEMESTRE 2010	↓ 48,59%	↑ 34,46%	↑ 16,95%
I SEMESTRE 2011	→ 52,36%	→ 25,94%	→ 21,70%
II SEMESTRE 2011	↑ 31,37%	↑ 47,17%	↓ 21,46%
I SEMESTRE 2012	↑ 45,45%	↑ 37,50%	↓ 17,05%
II SEMESTRE 2012	↓ 46,71%	↑ 43,80%	↑ 9,49%
I SEMESTRE 2013	→ 56,37%	→ 27,45%	↑ 16,18%
II SEMESTRE 2013	→ 66,66%	→ 22,88%	↑ 10,46%
I SEMESTRE 2014	↑ 67,47%	→ 23,92%	↑ 8,61%
II SEMESTRE 2014	↑ 73,96%	→ 22,49%	↑ 3,55%
I SEMESTRE 2015	→ 55,12%	↑ 33,86%	↑ 11,02%
II SEMESTRE 2015	↑ 75,00%	↓ 14,81%	↑ 10,19%
I SEMESTRE 2016	↑ 69,94%	↓ 12,88%	↑ 17,18%

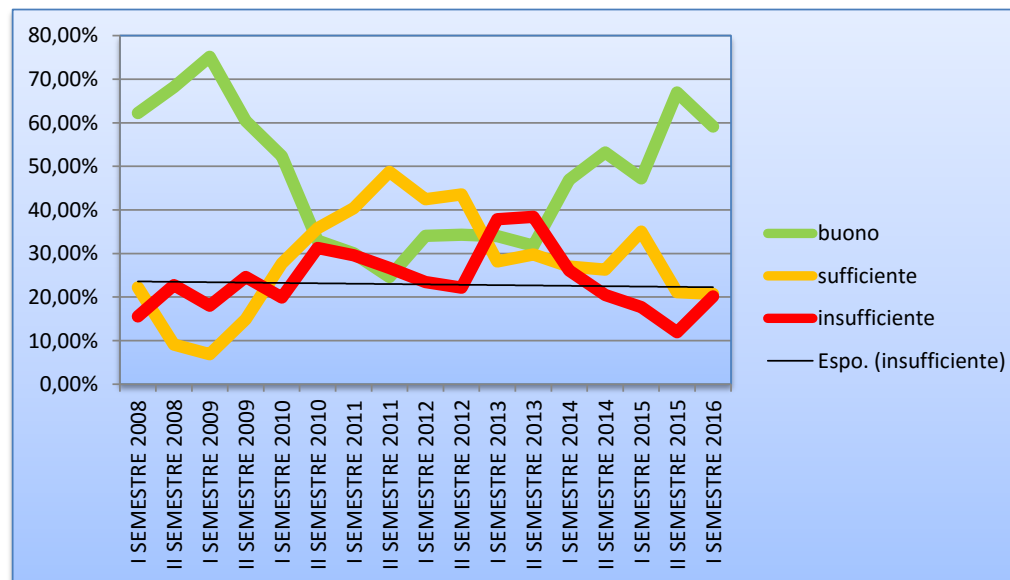


## 2.10 Formazione

PERIODO	buono	sufficiente	insufficiente
I SEMESTRE 2008	↓ 28	↓ 10	↑ 7
II SEMESTRE 2008	↓ 30	↓ 4	↑ 10
I SEMESTRE 2009	↑ 142	↓ 13	↑ 34
II SEMESTRE 2009	↑ 162	↓ 40	→ 66
I SEMESTRE 2010	↑ 134	↓ 71	→ 51
II SEMESTRE 2010	↓ 58	↓ 63	→ 55
I SEMESTRE 2011	↓ 64	→ 86	→ 63
II SEMESTRE 2011	↑ 107	↑ 212	↓ 116
I SEMESTRE 2012	↑ 61	↑ 76	↓ 42
II SEMESTRE 2012	↓ 48	↓ 61	↑ 31
I SEMESTRE 2013	↓ 70	↓ 58	→ 78
II SEMESTRE 2013	↓ 48	↓ 45	→ 58
I SEMESTRE 2014	→ 99	↓ 57	→ 55
II SEMESTRE 2014	→ 91	↓ 45	↑ 35
I SEMESTRE 2015	↑ 120	→ 89	→ 45
II SEMESTRE 2015	→ 73	↓ 23	↑ 13
I SEMESTRE 2016	→ 97	↓ 34	↑ 33



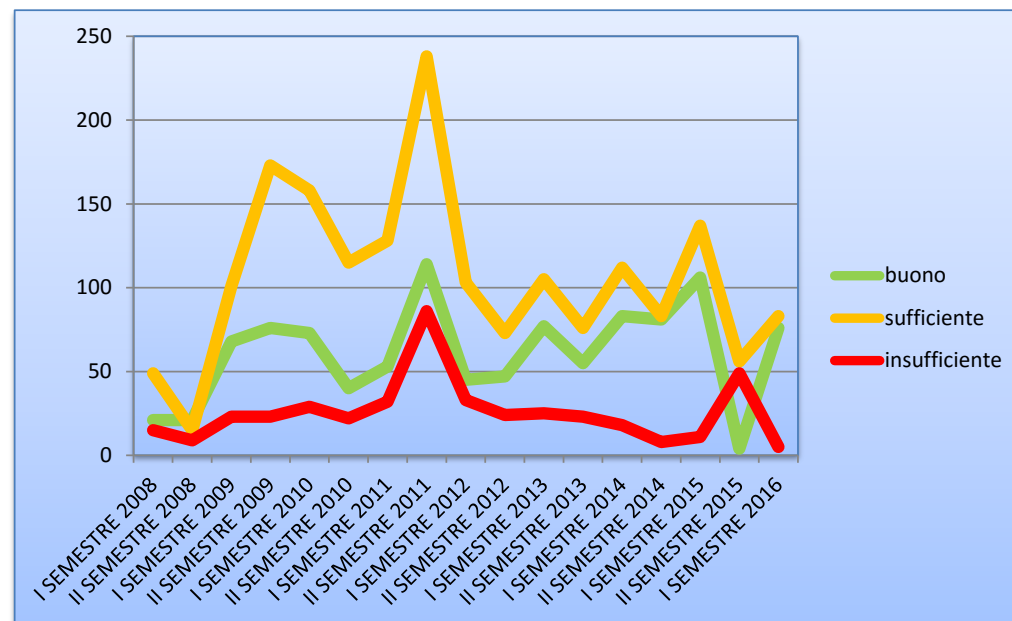
PERIODO	buono	sufficiente	insufficiente
I SEMESTRE 2008	↑ 62,22%	→ 22,22%	↑ 15,56%
II SEMESTRE 2008	↑ 68,18%	↓ 9,09%	→ 22,73%
I SEMESTRE 2009	↑ 75,13%	↓ 6,88%	↑ 17,99%
II SEMESTRE 2009	↑ 60,44%	↓ 14,93%	→ 24,63%
I SEMESTRE 2010	→ 52,35%	→ 27,73%	↑ 19,92%
II SEMESTRE 2010	↓ 32,95%	↑ 35,80%	↓ 31,25%
I SEMESTRE 2011	↓ 30,05%	↑ 40,37%	→ 29,58%
II SEMESTRE 2011	↑ 24,60%	↑ 48,73%	↓ 26,67%
I SEMESTRE 2012	↑ 34,08%	↑ 42,46%	↓ 23,46%
II SEMESTRE 2012	↓ 34,29%	↑ 43,57%	→ 22,14%
I SEMESTRE 2013	↓ 33,98%	→ 28,16%	↓ 37,86%
II SEMESTRE 2013	↓ 31,79%	→ 29,80%	↓ 38,41%
I SEMESTRE 2014	→ 46,92%	→ 27,01%	→ 26,07%
II SEMESTRE 2014	→ 53,21%	→ 26,32%	↑ 20,47%
I SEMESTRE 2015	→ 47,24%	↑ 35,04%	↑ 17,72%
II SEMESTRE 2015	↑ 66,97%	→ 21,10%	↑ 11,93%
I SEMESTRE 2016	↑ 59,15%	→ 20,73%	↑ 20,12%





## 2.11 Giudizio complessivo

PERIODO	buono	sufficiente	insufficiente
I SEMESTRE 2008	↓ 21	↓ 49	↑ 15
II SEMESTRE 2008	↓ 21	↓ 15	↑ 9
I SEMESTRE 2009	→ 68	→ 101	↑ 23
II SEMESTRE 2009	→ 76	↑ 173	↑ 23
I SEMESTRE 2010	→ 73	→ 158	↑ 29
II SEMESTRE 2010	↓ 40	→ 115	↑ 22
I SEMESTRE 2011	→ 53	→ 128	→ 32
II SEMESTRE 2011	↑ 114	↑ 238	↓ 86
I SEMESTRE 2012	→ 45	→ 103	→ 33
II SEMESTRE 2012	→ 47	↓ 73	↑ 24
I SEMESTRE 2013	→ 77	→ 105	↑ 25
II SEMESTRE 2013	→ 55	↓ 76	↑ 23
I SEMESTRE 2014	↑ 83	→ 112	↑ 18
II SEMESTRE 2014	↑ 81	↓ 83	↑ 8
I SEMESTRE 2015	↑ 106	→ 137	↑ 11
II SEMESTRE 2015	↓ 4	↓ 56	→ 49
I SEMESTRE 2016	→ 76	↓ 83	↑ 5



PERIODO	buono	sufficiente	insufficiente
I SEMESTRE 2008	↓ 24,71%	↑ 57,64%	↓ 17,65%
II SEMESTRE 2008	↑ 46,67%	↓ 33,33%	↓ 20,00%
I SEMESTRE 2009	→ 35,42%	→ 52,60%	→ 11,98%
II SEMESTRE 2009	↓ 27,94%	↑ 63,60%	↑ 8,46%
I SEMESTRE 2010	↓ 28,08%	↑ 60,77%	→ 11,15%
II SEMESTRE 2010	↓ 22,60%	↑ 64,97%	→ 12,43%
I SEMESTRE 2011	↓ 24,88%	↑ 60,10%	↓ 15,02%
II SEMESTRE 2011	↑ 26,03%	↑ 54,34%	↓ 19,63%
I SEMESTRE 2012	↓ 24,86%	↑ 56,91%	↓ 18,23%
II SEMESTRE 2012	→ 32,64%	→ 50,69%	↓ 16,67%
I SEMESTRE 2013	→ 37,20%	→ 50,20%	→ 12,08%
II SEMESTRE 2013	→ 35,71%	→ 49,35%	↓ 14,94%
I SEMESTRE 2014	→ 38,97%	→ 52,58%	↑ 8,45%
II SEMESTRE 2014	↑ 47,09%	→ 48,26%	↑ 4,65%
I SEMESTRE 2015	↑ 41,73%	→ 53,94%	↑ 4,33%
II SEMESTRE 2015	↑ 44,95%	→ 51,38%	↑ 3,67%
I SEMESTRE 2016	↑ 46,34%	→ 50,61%	↑ 5,00%

