

ANDAMENTO CANTIERI 2008 - 2020

2.1 Presenza di documentazione in cantiere	buono	sufficiente	insufficiente	Tot
I SEMESTRE 2008	56	0	28	84
II SEMESTRE 2008	21	0	24	45
I SEMESTRE 2009	117	0	75	192
II SEMESTRE 2009	117	0	155	272
I SEMESTRE 2010	98	0	162	260
II SEMESTRE 2010	47	0	130	177
I SEMESTRE 2011	53	0	160	213
II SEMESTRE 2011	187	0	251	438
I SEMESTRE 2012	57	0	124	181
II SEMESTRE 2012	57	0	86	143
I SEMESTRE 2013	102	0	105	207
II SEMESTRE 2013	66	0	88	154
I SEMESTRE 2014	117	0	95	212
II SEMESTRE 2014	79	0	93	172
I SEMESTRE 2015	132	0	122	254
II SEMESTRE 2015	67	0	41	108
I SEMESTRE 2016	88	0	76	164
II SEMESTRE 2016	37	0	35	72
I SEMESTRE 2017	34	0	25	59
II SEMESTRE 2017	95	0	50	145
I SEMESTRE 2018	31	0	67	98
II SEMESTRE 2018	40	0	40	80
I SEMESTRE 2019	59	0	74	133
II SEMESTRE 2019	99	0	117	216
I SEMESTRE 2020	38	0	40	78
II SEMESTRE 2020	85	0	44	129

buono	sufficiente	insufficiente
66,67%	0,00%	33,33%
46,67%	0,00%	53,33%
60,94%	0,00%	39,06%
43,01%	0,00%	56,99%
37,69%	0,00%	62,31%
26,55%	0,00%	73,45%
24,88%	0,00%	75,12%
42,69%	0,00%	57,31%
31,49%	0,00%	68,51%
39,86%	0,00%	60,14%
49,28%	0,00%	50,72%
42,86%	0,00%	57,14%
55,19%	0,00%	44,81%
45,93%	0,00%	54,07%
51,97%	0,00%	48,03%
62,04%	0,00%	37,96%
53,66%	0,00%	46,34%
51,39%	0,00%	48,61%
57,63%	0,00%	42,37%
65,52%	0,00%	34,48%
31,63%	0,00%	68,37%
50,00%	0,00%	50,00%
44,36%	0,00%	55,64%
45,83%	0,00%	54,17%
48,72%	0,00%	51,28%
65,89%	0,00%	34,11%

2.2 Allestimento cantiere	buono	sufficiente	insufficiente	Tot
I SEMESTRE 2008	7	28	48	83
II SEMESTRE 2008	14	14	17	45
I SEMESTRE 2009	62	92	37	191
II SEMESTRE 2009	68	137	65	270
I SEMESTRE 2010	71	97	92	260
II SEMESTRE 2010	31	79	67	177
I SEMESTRE 2011	40	92	81	213
II SEMESTRE 2011	42	239	154	435
I SEMESTRE 2012	19	92	69	180
II SEMESTRE 2012	19	85	38	142
I SEMESTRE 2013	33	91	78	202
II SEMESTRE 2013	30	75	49	154
I SEMESTRE 2014	70	93	46	209
II SEMESTRE 2014	77	69	26	172
I SEMESTRE 2015	92	126	36	254
II SEMESTRE 2015	56	44	8	108
I SEMESTRE 2016	67	54	39	160
II SEMESTRE 2016	8	39	25	72
I SEMESTRE 2017	12	30	18	60
II SEMESTRE 2017	46	64	36	146
I SEMESTRE 2018	31	41	27	99
II SEMESTRE 2018	32	31	16	79
I SEMESTRE 2019	54	57	25	136
II SEMESTRE 2019	72	98	44	214
I SEMESTRE 2020	43	15	12	70
II SEMESTRE 2020	72	41	16	129

buono	sufficiente	insufficiente
8,43%	33,73%	57,83%
31,11%	31,11%	37,78%
32,46%	48,17%	19,37%
25,19%	50,74%	24,07%
27,31%	37,31%	35,38%
17,51%	44,63%	37,85%
18,78%	43,19%	38,03%
9,66%	54,94%	35,40%
10,56%	51,11%	38,33%
13,38%	59,86%	26,76%
16,34%	45,05%	38,61%
19,48%	48,70%	31,82%
33,49%	44,50%	22,01%
44,77%	40,12%	15,12%
36,22%	49,61%	14,17%
51,85%	40,74%	7,41%
41,88%	33,75%	24,38%
11,11%	54,17%	34,72%
20,00%	50,00%	30,00%
31,51%	43,84%	24,66%
31,31%	41,41%	27,27%
40,51%	39,24%	20,25%
39,71%	41,91%	18,38%
33,64%	45,79%	20,56%
61,43%	21,43%	17,14%
55,81%	31,78%	12,40%

2.3 Viabilità di cantiere	buono	sufficiente	insufficiente	Tot
I SEMESTRE 2008	31	34	13	78
II SEMESTRE 2008	28	3	0	31
I SEMESTRE 2009	75	40	2	117
II SEMESTRE 2009	142	53	14	209
I SEMESTRE 2010	126	63	30	219
II SEMESTRE 2010	63	54	24	141
I SEMESTRE 2011	78	58	16	152
II SEMESTRE 2011	110	230	38	378
I SEMESTRE 2012	96	47	6	149
II SEMESTRE 2012	49	61	2	112
I SEMESTRE 2013	107	40	9	156
II SEMESTRE 2013	91	36	8	135
I SEMESTRE 2014	138	49	12	199
II SEMESTRE 2014	141	26	1	168
I SEMESTRE 2015	197	47	3	247
II SEMESTRE 2015	95	9	2	106
I SEMESTRE 2016	114	19	7	140
II SEMESTRE 2016	33	33	3	69
I SEMESTRE 2017	39	14	5	58
II SEMESTRE 2017	92	32	3	127
I SEMESTRE 2018	57	31	8	96
II SEMESTRE 2018	51	21	6	78
I SEMESTRE 2019	71	32	5	108
II SEMESTRE 2019	121	60	2	183
I SEMESTRE 2020	48	12	2	62
II SEMESTRE 2020	84	23	7	114

buono	sufficiente	insufficiente
39,74%	43,59%	16,67%
90,32%	9,68%	0,00%
64,10%	34,19%	1,71%
67,94%	25,36%	6,70%
57,53%	28,77%	13,70%
44,68%	38,30%	17,02%
51,32%	38,16%	10,53%
29,10%	60,85%	10,05%
64,43%	31,54%	4,03%
43,75%	54,46%	1,79%
68,59%	25,64%	5,77%
67,41%	26,67%	5,93%
69,35%	24,62%	6,03%
83,93%	15,48%	0,60%
79,76%	19,03%	1,21%
89,62%	8,49%	1,89%
81,43%	13,57%	5,00%
47,83%	47,83%	4,35%
67,24%	24,14%	8,62%
72,44%	25,20%	2,36%
59,38%	32,29%	8,33%
65,38%	26,92%	7,69%
65,74%	29,63%	4,63%
66,12%	32,79%	1,09%
77,42%	19,35%	3,23%
73,68%	20,18%	6,14%

ANDAMENTO CANTIERI 2008 - 2020

2.4 Scavi	buono	sufficiente	insufficiente	Tot	buono	sufficiente	insufficiente
I SEMESTRE 2008	↓ 2	↓ 3	↔ 3	8	↓ 25,00%	↔ 37,50%	↔ 37,50%
II SEMESTRE 2008	↔ 7	↓ 0	↑ 0	7	↑ 100,00%	↓ 0,00%	↑ 0,00%
I SEMESTRE 2009	↔ 13	↓ 5	↔ 4	22	↑ 59,09%	↓ 22,73%	↑ 18,18%
II SEMESTRE 2009	↑ 14	↓ 12	↑ 0	26	↔ 53,85%	↔ 46,15%	↑ 0,00%
I SEMESTRE 2010	↑ 20	↓ 10	↔ 4	34	↔ 58,82%	↓ 29,41%	↑ 11,76%
II SEMESTRE 2010	↓ 4	↓ 2	↔ 3	9	↔ 44,44%	↓ 22,22%	↔ 33,33%
I SEMESTRE 2011	↔ 7	↓ 7	↑ 1	15	↔ 46,67%	↔ 46,67%	↑ 6,67%
II SEMESTRE 2011	↔ 8	↑ 37	↓ 6	51	↓ 15,69%	↑ 72,55%	↑ 11,76%
I SEMESTRE 2012	↓ 0	↓ 4	↓ 7	11	↓ 0,00%	↔ 36,36%	↓ 63,64%
II SEMESTRE 2012	↓ 2	↔ 15	↑ 1	18	↓ 11,11%	↑ 83,33%	↓ 5,56%
I SEMESTRE 2013	↑ 14	↓ 12	↑ 0	26	↔ 53,85%	↔ 46,15%	↑ 0,00%
II SEMESTRE 2013	↓ 3	↓ 0	↓ 2	5	↔ 60,00%	↓ 0,00%	↔ 40,00%
I SEMESTRE 2014	↑ 18	↓ 7	↔ 5	30	↔ 60,00%	↓ 23,33%	↔ 16,67%
II SEMESTRE 2014	↓ 5	↓ 3	↑ 0	8	↔ 62,50%	↔ 37,50%	↑ 0,00%
I SEMESTRE 2015	↑ 18	↓ 8	↔ 4	30	↔ 60,00%	↓ 26,67%	↑ 13,33%
II SEMESTRE 2015	↑ 15	↓ 7	↑ 0	22	↑ 68,18%	↔ 31,82%	↑ 0,00%
I SEMESTRE 2016	↔ 11	↓ 8	↑ 1	20	↔ 55,00%	↔ 40,00%	↑ 5,00%
II SEMESTRE 2016	↓ 6	↓ 3	↑ 1	10	↔ 60,00%	↔ 30,00%	↑ 10,00%
I SEMESTRE 2017	↓ 4	↓ 3	↑ 0	7	↔ 57,14%	↔ 42,86%	↑ 0,00%
II SEMESTRE 2017	↔ 9	↓ 11	↔ 2	22	↔ 40,91%	↔ 50,00%	↑ 9,09%
I SEMESTRE 2018	↓ 5	↓ 9	↑ 0	14	↔ 35,71%	↑ 64,29%	↑ 0,00%
II SEMESTRE 2018	↔ 11	↓ 2	↑ 1	14	↑ 78,57%	↓ 14,29%	↑ 7,14%
I SEMESTRE 2019	↓ 11	↓ 10	↑ 0	21	↔ 52,38%	↔ 47,62%	↑ 0,00%
II SEMESTRE 2019	↑ 19	↓ 8	↑ 1	28	↑ 67,86%	↔ 28,57%	↑ 3,57%
I SEMESTRE 2020	↑ 9	↓ 5	↑ 1	15	↔ 60,00%	↔ 33,33%	↑ 6,67%
II SEMESTRE 2020	↓ 8	↓ 4	↑ 0	12	↔ 66,67%	↔ 33,33%	↑ 0,00%

2.5 Opere provvisionali	buono	sufficiente	insufficiente	Tot	buono	sufficiente	insufficiente
I SEMESTRE 2008	↓ 9	↓ 24	↑ 26	59	↓ 15,25%	↔ 40,68%	↓ 44,07%
II SEMESTRE 2008	↓ 10	↓ 8	↑ 23	41	↓ 24,39%	↓ 19,51%	↔ 56,10%
I SEMESTRE 2009	↔ 50	↔ 82	↑ 30	162	↔ 30,86%	↑ 50,62%	↔ 18,52%
II SEMESTRE 2009	↑ 100	↔ 95	↔ 49	244	↔ 40,98%	↔ 38,93%	↔ 20,08%
I SEMESTRE 2010	↔ 84	↔ 74	↔ 62	220	↔ 38,18%	↔ 33,64%	↔ 28,18%
II SEMESTRE 2010	↔ 63	↔ 38	↔ 50	151	↔ 41,72%	↓ 25,17%	↔ 33,11%
I SEMESTRE 2011	↔ 57	↓ 54	↔ 60	171	↔ 33,33%	↔ 31,58%	↔ 35,09%
II SEMESTRE 2011	↑ 78	↓ 160	↔ 112	350	↓ 22,29%	↑ 45,71%	↔ 32,00%
I SEMESTRE 2012	↔ 44	↔ 59	↔ 46	149	↔ 29,53%	↔ 39,60%	↔ 30,87%
II SEMESTRE 2012	↓ 24	↓ 45	↔ 33	102	↓ 23,53%	↑ 44,12%	↔ 32,35%
I SEMESTRE 2013	↔ 50	↓ 49	↔ 58	157	↔ 31,85%	↓ 31,21%	↔ 36,94%
II SEMESTRE 2013	↔ 37	↓ 42	↔ 37	116	↔ 31,90%	↔ 36,21%	↔ 31,90%
I SEMESTRE 2014	↑ 82	↓ 50	↔ 23	155	↑ 52,90%	↔ 32,26%	↑ 14,84%
II SEMESTRE 2014	↑ 85	↓ 38	↑ 24	147	↑ 57,82%	↓ 25,85%	↑ 16,33%
I SEMESTRE 2015	↔ 65	↓ 70	↔ 28	163	↔ 39,88%	↔ 42,94%	↔ 17,18%
II SEMESTRE 2015	↔ 38	↓ 21	↑ 11	70	↔ 54,29%	↔ 30,00%	↑ 15,71%
I SEMESTRE 2016	↑ 70	↓ 34	↔ 25	129	↑ 54,26%	↓ 26,36%	↔ 19,38%
II SEMESTRE 2016	↓ 13	↓ 27	↑ 10	50	↓ 26,00%	↑ 54,00%	↔ 20,00%
I SEMESTRE 2017	↓ 6	↓ 21	↑ 11	38	↓ 15,79%	↑ 55,26%	↔ 28,95%
II SEMESTRE 2017	↓ 35	↓ 56	↑ 15	106	↔ 33,02%	↑ 52,83%	↑ 14,15%
I SEMESTRE 2018	↓ 25	↓ 25	↑ 18	68	↔ 36,76%	↔ 36,76%	↔ 26,47%
II SEMESTRE 2018	↓ 26	↓ 14	↑ 14	54	↑ 48,15%	↓ 25,93%	↔ 25,93%
I SEMESTRE 2019	↔ 43	↓ 36	↑ 10	89	↑ 48,31%	↔ 40,45%	↑ 11,24%
II SEMESTRE 2019	↑ 84	↓ 58	↑ 21	163	↑ 51,53%	↔ 35,58%	↑ 12,88%
I SEMESTRE 2020	↓ 22	↓ 21	↑ 5	48	↑ 45,83%	↑ 43,75%	↑ 10,42%
II SEMESTRE 2020	↑ 42	↓ 41	↑ 3	86	↑ 48,84%	↑ 47,67%	↑ 3,49%

2.6 Impianto elettrico	buono	sufficiente	insufficiente	Tot	buono	sufficiente	insufficiente
I SEMESTRE 2008	↓ 25	↓ 9	↑ 2	36	↔ 69,44%	↓ 25,00%	↔ 5,56%
II SEMESTRE 2008	↓ 29	↓ 10	↑ 2	41	↑ 70,73%	↓ 24,39%	↔ 4,88%
I SEMESTRE 2009	↑ 165	↓ 17	↑ 2	184	↑ 89,67%	↓ 9,24%	↑ 1,09%
II SEMESTRE 2009	↑ 209	↓ 31	↔ 15	255	↑ 81,96%	↓ 12,16%	↔ 5,88%
I SEMESTRE 2010	↑ 178	↓ 51	↔ 14	243	↑ 73,25%	↓ 20,99%	↔ 5,76%
II SEMESTRE 2010	↓ 79	↓ 81	↔ 8	168	↓ 47,02%	↑ 48,21%	↔ 4,76%
I SEMESTRE 2011	↔ 106	↓ 81	↔ 7	194	↔ 54,64%	↔ 41,75%	↔ 3,61%
II SEMESTRE 2011	↔ 115	↓ 252	↔ 25	392	↓ 29,34%	↑ 64,29%	↔ 6,38%
I SEMESTRE 2012	↓ 68	↓ 83	↔ 16	167	↓ 40,72%	↑ 49,70%	↔ 9,58%
II SEMESTRE 2012	↓ 46	↓ 77	↔ 5	128	↓ 35,94%	↑ 60,16%	↔ 3,91%
I SEMESTRE 2013	↔ 93	↓ 80	↔ 7	180	↔ 51,67%	↔ 44,44%	↔ 3,89%
II SEMESTRE 2013	↓ 70	↓ 62	↔ 10	142	↔ 49,30%	↔ 43,66%	↔ 7,04%
I SEMESTRE 2014	↔ 121	↓ 40	↔ 6	167	↑ 72,46%	↓ 23,95%	↔ 3,59%
II SEMESTRE 2014	↔ 101	↓ 30	↔ 9	140	↑ 72,14%	↓ 21,43%	↔ 6,43%
I SEMESTRE 2015	↔ 148	↓ 77	↔ 10	235	↑ 62,98%	↔ 32,77%	↔ 4,26%
II SEMESTRE 2015	↓ 81	↓ 19	↑ 1	101	↑ 80,20%	↓ 18,81%	↑ 0,99%
I SEMESTRE 2016	↔ 113	↓ 29	↔ 5	147	↑ 76,87%	↓ 19,73%	↔ 3,40%
II SEMESTRE 2016	↓ 26	↓ 35	↔ 9	70	↓ 37,14%	↑ 50,00%	↔ 12,86%
I SEMESTRE 2017	↓ 27	↓ 21	↑ 3	51	↔ 52,94%	↔ 41,18%	↔ 5,88%
II SEMESTRE 2017	↓ 71	↓ 58	↔ 10	139	↔ 51,08%	↔ 41,73%	↔ 7,19%
I SEMESTRE 2018	↓ 58	↓ 23	↑ 9	90	↔ 64,44%	↓ 25,56%	↔ 10,00%
II SEMESTRE 2018	↓ 47	↓ 18	↑ 6	71	↔ 66,20%	↓ 25,35%	↔ 8,45%
I SEMESTRE 2019	↓ 85	↓ 32	↔ 7	124	↔ 68,55%	↓ 25,81%	↔ 5,65%
II SEMESTRE 2019	↔ 127	↓ 55	↔ 6	188	↔ 67,55%	↔ 29,26%	↔ 3,19%
I SEMESTRE 2020	↓ 31	↓ 27	↑ 0	58	↔ 53,45%	↑ 46,55%	↑ 0,00%
II SEMESTRE 2020	↑ 64	↓ 57	↔ 2	123	↔ 52,03%	↑ 46,34%	↑ 1,63%

ANDAMENTO CANTIERI 2008 - 2020

2.7 Demolizioni	buono	sufficiente	insufficiente	Tot	buono	sufficiente	insufficiente
I SEMESTRE 2008	↓ 1	↓ 0	↑ 0	1	↑ 100,00%	↓ 0,00%	↑ 0,00%
II SEMESTRE 2008	↓ 0	↓ 0	↑ 0	0	#DIV/0!	#DIV/0!	#DIV/0!
I SEMESTRE 2009	→ 8	↓ 0	↑ 0	8	↑ 100,00%	↓ 0,00%	↑ 0,00%
II SEMESTRE 2009	↑ 17	↓ 4	↑ 0	21	↑ 80,95%	↓ 19,05%	↑ 0,00%
I SEMESTRE 2010	↓ 4	→ 12	↑ 0	16	↓ 25,00%	↑ 75,00%	↑ 0,00%
II SEMESTRE 2010	↓ 2	↓ 4	↑ 0	6	↓ 33,33%	↑ 66,67%	↑ 0,00%
I SEMESTRE 2011	↓ 4	↓ 4	↑ 0	8	→ 50,00%	→ 50,00%	↑ 0,00%
II SEMESTRE 2011	→ 6	→ 14	↓ 3	23	↓ 26,09%	↑ 60,87%	↓ 13,04%
I SEMESTRE 2012	↓ 2	↓ 4	↓ 1	7	↓ 28,57%	↑ 57,14%	↓ 14,29%
II SEMESTRE 2012	↓ 4	↓ 1	↑ 0	5	↑ 80,00%	↓ 20,00%	↑ 0,00%
I SEMESTRE 2013	↓ 2	↓ 3	↑ 0	5	↓ 40,00%	↑ 60,00%	↑ 0,00%
II SEMESTRE 2013	↓ 2	↓ 2	↑ 0	4	→ 50,00%	→ 50,00%	↑ 0,00%
I SEMESTRE 2014	→ 9	→ 9	↓ 1	19	↓ 47,37%	→ 47,37%	↓ 5,26%
II SEMESTRE 2014	→ 7	↓ 4	↑ 0	11	→ 63,64%	→ 36,36%	↑ 0,00%
I SEMESTRE 2015	↑ 12	↑ 21	↑ 0	33	↓ 36,36%	↑ 63,64%	↑ 0,00%
II SEMESTRE 2015	↓ 5	↓ 4	↑ 0	9	↓ 55,56%	↑ 44,44%	↑ 0,00%
I SEMESTRE 2016	→ 10	↓ 1	↑ 0	11	↑ 90,91%	↓ 9,09%	↑ 0,00%
II SEMESTRE 2016	→ 6	→ 7	↑ 0	13	↓ 46,15%	↑ 53,85%	↑ 0,00%
I SEMESTRE 2017	↓ 5	↓ 0	↑ 0	5	↑ 100,00%	↓ 0,00%	↑ 0,00%
II SEMESTRE 2017	→ 7	↓ 4	↑ 0	11	→ 63,64%	→ 36,36%	↑ 0,00%
I SEMESTRE 2018	↓ 5	↓ 1	↑ 0	6	↑ 83,33%	↓ 16,67%	↑ 0,00%
II SEMESTRE 2018	→ 6	↓ 2	↑ 0	8	→ 75,00%	→ 25,00%	↑ 0,00%
I SEMESTRE 2019	→ 6	↓ 2	↑ 0	8	→ 75,00%	→ 25,00%	↑ 0,00%
II SEMESTRE 2019	→ 6	↓ 0	↑ 0	6	↑ 100,00%	↓ 0,00%	↑ 0,00%
I SEMESTRE 2020	↓ 3	↓ 0	↑ 0	3	↑ 100,00%	↓ 0,00%	↑ 0,00%
II SEMESTRE 2020	↑ 6	↓ 1	↓ 1	8	→ 75,00%	↓ 12,50%	↓ 12,50%

2.8 Macchine e attrezzature di cantiere	buono	sufficiente	insufficiente	Tot	buono	sufficiente	insufficiente
I SEMESTRE 2008	↓ 31	↓ 12	↑ 9	52	→ 59,62%	→ 23,08%	↓ 17,31%
II SEMESTRE 2008	↓ 34	↓ 3	↑ 6	43	→ 79,07%	↓ 6,98%	↓ 13,95%
I SEMESTRE 2009	→ 151	↓ 29	↑ 8	188	↑ 80,32%	↓ 15,43%	↑ 4,26%
II SEMESTRE 2009	↑ 213	↓ 44	↑ 8	265	↑ 80,38%	↓ 16,60%	↑ 3,02%
I SEMESTRE 2010	↑ 169	↓ 65	↑ 18	252	→ 67,06%	→ 25,79%	↓ 7,14%
II SEMESTRE 2010	→ 92	↓ 56	↓ 24	172	↓ 53,49%	→ 32,56%	↓ 13,95%
I SEMESTRE 2011	→ 118	↓ 70	↑ 19	207	→ 57,00%	→ 33,82%	↓ 9,18%
II SEMESTRE 2011	↑ 173	↑ 221	↓ 28	422	↓ 41,00%	↑ 52,37%	↓ 6,64%
I SEMESTRE 2012	↓ 87	→ 79	↓ 15	181	↓ 48,07%	↑ 43,65%	↓ 8,29%
II SEMESTRE 2012	↓ 61	↓ 72	↑ 10	143	↓ 42,66%	↑ 50,35%	↓ 6,99%
I SEMESTRE 2013	→ 118	→ 75	↓ 12	205	→ 57,56%	→ 36,59%	↓ 5,85%
II SEMESTRE 2013	→ 91	↓ 48	↑ 13	152	→ 59,87%	→ 31,58%	↓ 8,55%
I SEMESTRE 2014	→ 149	↓ 53	↑ 9	211	→ 70,62%	→ 25,12%	↓ 4,27%
II SEMESTRE 2014	→ 139	↓ 29	↑ 2	170	↑ 81,76%	↓ 17,06%	↑ 1,18%
I SEMESTRE 2015	↑ 172	↓ 75	↑ 7	254	↓ 67,72%	→ 29,53%	↑ 2,76%
II SEMESTRE 2015	↓ 87	↓ 18	↑ 3	108	↑ 80,56%	↓ 16,67%	↑ 2,78%
I SEMESTRE 2016	→ 127	↓ 34	↑ 1	162	↑ 78,40%	↓ 20,99%	↑ 0,62%
II SEMESTRE 2016	↓ 40	↓ 26	↑ 3	69	→ 57,97%	↑ 37,68%	↓ 4,35%
I SEMESTRE 2017	↓ 26	↓ 29	↑ 5	60	↓ 43,33%	↑ 48,33%	↓ 8,33%
II SEMESTRE 2017	↓ 75	↓ 66	↑ 2	143	↓ 52,45%	↑ 46,15%	↑ 1,40%
I SEMESTRE 2018	↓ 67	↓ 20	↑ 11	98	→ 68,37%	↓ 20,41%	↓ 11,22%
II SEMESTRE 2018	↓ 53	↓ 24	↑ 2	79	→ 67,09%	→ 30,38%	↑ 2,53%
I SEMESTRE 2019	→ 100	↓ 27	↑ 3	130	↑ 76,92%	↓ 20,77%	↑ 2,31%
II SEMESTRE 2019	↑ 154	↓ 51	↑ 4	209	↑ 73,68%	→ 24,40%	↑ 1,91%
I SEMESTRE 2020	↓ 49	↓ 7	↑ 1	57	↑ 85,96%	↓ 12,28%	↑ 1,75%
II SEMESTRE 2020	↑ 85	↓ 16	↓ 3	104	↑ 81,73%	↓ 15,38%	↑ 2,88%

2.9 Dispositivi di Protezione Individuale	buono	sufficiente	insufficiente	Tot	buono	sufficiente	insufficiente
I SEMESTRE 2008	↓ 27	↓ 15	↓ 42	84	↓ 32,14%	↓ 17,86%	↓ 50,00%
II SEMESTRE 2008	↓ 38	↓ 1	↓ 6	45	↓ 84,44%	↓ 2,22%	↓ 13,33%
I SEMESTRE 2009	→ 119	↓ 66	↓ 6	191	→ 62,30%	→ 34,55%	↑ 3,14%
II SEMESTRE 2009	↑ 178	↓ 82	↓ 7	267	↑ 66,67%	→ 30,71%	↑ 2,62%
I SEMESTRE 2010	↑ 143	→ 93	↓ 22	258	→ 55,43%	→ 36,05%	↓ 8,53%
II SEMESTRE 2010	→ 86	↓ 61	↓ 30	177	→ 48,59%	→ 34,46%	↓ 16,95%
I SEMESTRE 2011	→ 111	↓ 55	→ 46	212	→ 52,36%	→ 25,94%	↓ 21,70%
II SEMESTRE 2011	↑ 133	↑ 200	↑ 91	424	↓ 31,37%	↑ 47,17%	↓ 21,46%
I SEMESTRE 2012	→ 80	↓ 66	↓ 30	176	→ 45,45%	→ 37,50%	↓ 17,05%
II SEMESTRE 2012	↓ 64	↓ 60	↓ 13	137	→ 46,72%	↑ 43,80%	↑ 9,49%
I SEMESTRE 2013	→ 115	↓ 56	↓ 33	204	→ 56,37%	→ 27,45%	↓ 16,18%
II SEMESTRE 2013	→ 102	↓ 35	↓ 16	153	↑ 66,67%	→ 22,88%	↓ 10,46%
I SEMESTRE 2014	↑ 141	↓ 50	↓ 18	209	↑ 67,46%	→ 23,92%	↑ 8,61%
II SEMESTRE 2014	↑ 125	↓ 38	↓ 6	169	↑ 73,96%	→ 22,49%	↑ 3,55%
I SEMESTRE 2015	↑ 140	→ 86	↓ 28	254	→ 55,12%	→ 33,86%	↓ 11,02%
II SEMESTRE 2015	→ 81	↓ 16	↓ 11	108	↑ 75,00%	↓ 14,81%	↑ 10,19%
I SEMESTRE 2016	→ 114	↓ 21	↓ 28	163	↑ 69,94%	↓ 12,88%	↓ 17,18%
II SEMESTRE 2016	↓ 16	↓ 28	↓ 27	71	↓ 22,54%	→ 39,44%	↓ 38,03%
I SEMESTRE 2017	↓ 26	↓ 16	↓ 18	60	→ 43,33%	→ 26,67%	↓ 30,00%
II SEMESTRE 2017	→ 71	↓ 60	↓ 15	146	→ 48,63%	↑ 41,10%	↑ 10,27%
I SEMESTRE 2018	↓ 35	↓ 57	↓ 7	99	↓ 35,35%	↑ 57,58%	↑ 7,07%
II SEMESTRE 2018	↓ 34	↓ 42	↓ 4	80	↓ 42,50%	↑ 52,50%	↑ 5,00%
I SEMESTRE 2019	→ 76	↓ 51	↓ 5	132	→ 57,58%	→ 38,64%	↑ 3,79%
II SEMESTRE 2019	→ 86	→ 124	↓ 4	214	→ 40,19%	↑ 57,94%	↑ 1,87%
I SEMESTRE 2020	↓ 34	↓ 34	↓ 3	71	→ 47,89%	↑ 47,89%	↑ 4,23%
II SEMESTRE 2020	↑ 52	↓ 69	↓ 5	126	↓ 41,27%	↑ 54,76%	↑ 3,97%

ANDAMENTO CANTIERI 2008 - 2020

2.10 Formazione	buono	sufficiente	insufficiente	Tot
I SEMESTRE 2008	↓ 28	↓ 10	↑ 7	45
II SEMESTRE 2008	↓ 30	↓ 4	↑ 10	44
I SEMESTRE 2009	↑ 142	↓ 13	↑ 34	189
II SEMESTRE 2009	↑ 162	↓ 40	↓ 66	268
I SEMESTRE 2010	↑ 134	↓ 71	↓ 51	256
II SEMESTRE 2010	↓ 58	↓ 63	↓ 55	176
I SEMESTRE 2011	↓ 64	↓ 86	↓ 63	213
II SEMESTRE 2011	→ 107	↑ 212	↓ 116	435
I SEMESTRE 2012	↓ 61	↓ 76	↓ 42	179
II SEMESTRE 2012	↓ 48	↓ 61	↑ 31	140
I SEMESTRE 2013	↓ 70	↓ 58	↓ 78	206
II SEMESTRE 2013	↓ 48	↓ 45	↓ 58	151
I SEMESTRE 2014	→ 99	↓ 57	↓ 55	211
II SEMESTRE 2014	→ 91	↓ 45	↓ 35	171
I SEMESTRE 2015	↑ 120	→ 89	↓ 45	254
II SEMESTRE 2015	→ 73	↓ 23	↑ 13	109
I SEMESTRE 2016	→ 97	↓ 34	↑ 33	164
II SEMESTRE 2016	↓ 26	↓ 31	↑ 15	72
I SEMESTRE 2017	↓ 26	↓ 23	↑ 11	60
II SEMESTRE 2017	→ 75	↓ 55	↑ 13	143
I SEMESTRE 2018	↓ 64	↓ 19	↑ 16	99
II SEMESTRE 2018	↓ 54	↓ 18	↓ 7	79
I SEMESTRE 2019	→ 90	↓ 34	↑ 9	133
II SEMESTRE 2019	↑ 131	↓ 52	↑ 25	208
I SEMESTRE 2020	↓ 36	↓ 12	↓ 12	60
II SEMESTRE 2020	↑ 88	↑ 28	↓ 8	124

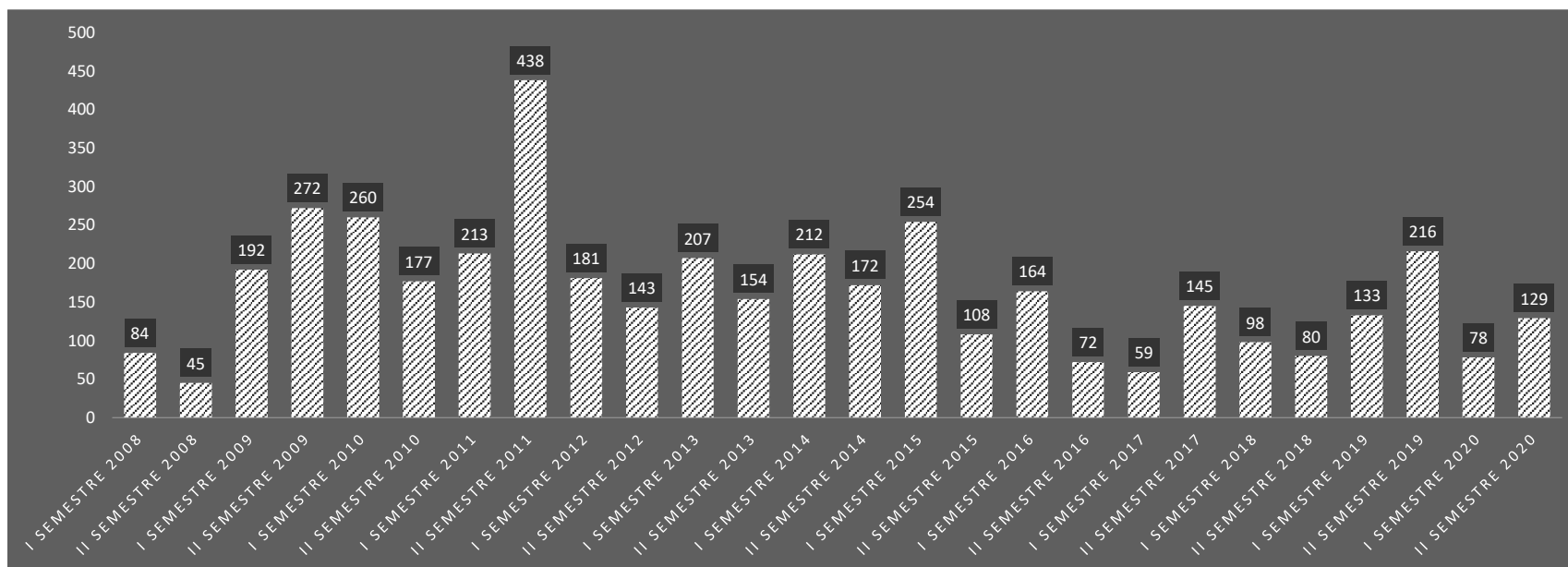
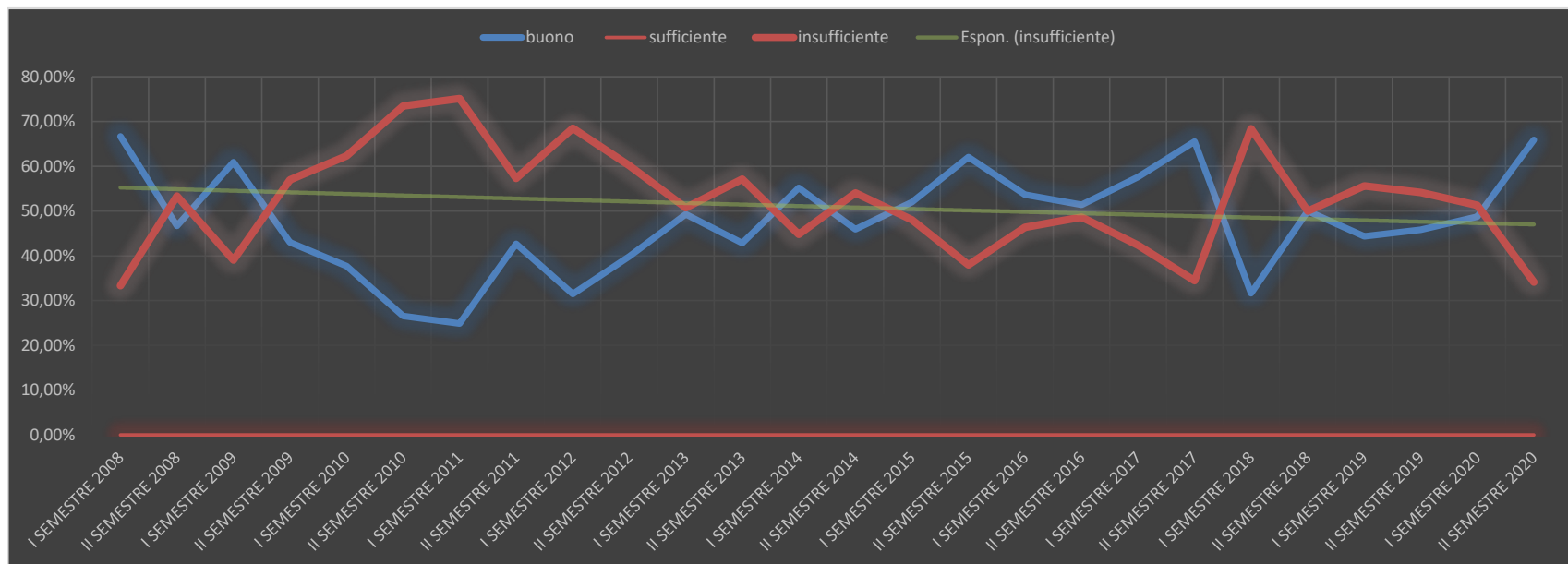
buono	sufficiente	insufficiente
↑ 62,22%	→ 22,22%	↓ 15,56%
↑ 68,18%	↓ 9,09%	↓ 22,73%
↑ 75,13%	↓ 6,88%	↓ 17,99%
↑ 60,45%	↓ 14,93%	↓ 24,63%
→ 52,34%	→ 27,73%	↓ 19,92%
↓ 32,95%	↑ 35,80%	↓ 31,25%
↓ 30,05%	↑ 40,38%	↓ 29,58%
↓ 24,60%	↑ 48,74%	↓ 26,67%
↓ 34,08%	↑ 42,46%	↓ 23,46%
↓ 34,29%	↑ 43,57%	↓ 22,14%
↓ 33,98%	→ 28,16%	↓ 37,86%
↓ 31,79%	→ 29,80%	↓ 38,41%
→ 46,92%	→ 27,01%	↓ 26,07%
→ 53,22%	→ 26,32%	↓ 20,47%
→ 47,24%	↑ 35,04%	↓ 17,72%
↑ 66,97%	→ 21,10%	↑ 11,93%
↑ 59,15%	→ 20,73%	↓ 20,12%
↓ 36,11%	↑ 43,06%	↓ 20,83%
↓ 43,33%	↑ 38,33%	↓ 18,33%
→ 52,45%	↑ 38,46%	↑ 9,09%
↑ 64,65%	↓ 19,19%	↓ 16,16%
↑ 68,35%	→ 22,78%	↓ 8,86%
↑ 67,67%	→ 25,56%	↑ 6,77%
↑ 62,98%	→ 25,00%	↑ 12,02%
↑ 60,00%	↓ 20,00%	↓ 20,00%
↑ 70,97%	→ 22,58%	↑ 6,45%

2.11 Giudizio complessivo	buono	sufficiente	insufficiente	Tot
I SEMESTRE 2008	↓ 21	↓ 49	↑ 15	85
II SEMESTRE 2008	↓ 21	↓ 15	↑ 8	45
I SEMESTRE 2009	→ 68	→ 101	↑ 23	192
II SEMESTRE 2009	→ 76	↑ 173	↓ 23	272
I SEMESTRE 2010	→ 73	→ 158	↓ 29	260
II SEMESTRE 2010	↓ 40	→ 115	↑ 22	177
I SEMESTRE 2011	→ 53	↓ 128	↓ 32	213
II SEMESTRE 2011	↑ 114	↓ 238	↓ 86	438
I SEMESTRE 2012	↓ 45	→ 103	↓ 33	181
II SEMESTRE 2012	↓ 47	↓ 73	↑ 24	144
I SEMESTRE 2013	→ 77	→ 105	↓ 25	207
II SEMESTRE 2013	→ 55	↓ 76	↓ 23	154
I SEMESTRE 2014	→ 83	↓ 112	↑ 18	213
II SEMESTRE 2014	→ 81	↓ 83	↑ 8	172
I SEMESTRE 2015	↑ 106	↓ 137	↑ 11	254
II SEMESTRE 2015	↓ 49	↓ 56	↑ 4	109
I SEMESTRE 2016	→ 76	↓ 83	↑ 5	164
II SEMESTRE 2016	↓ 27	↓ 41	↑ 5	73
I SEMESTRE 2017	↓ 21	↓ 31	↑ 8	60
II SEMESTRE 2017	→ 64	↓ 68	↑ 14	146
I SEMESTRE 2018	↓ 40	↓ 42	↑ 18	100
II SEMESTRE 2018	↓ 51	↓ 20	↑ 9	80
I SEMESTRE 2019	→ 64	↓ 63	↑ 9	136
II SEMESTRE 2019	↑ 97	→ 105	↑ 14	216
I SEMESTRE 2020	↓ 50	↓ 23	↓ 5	78
II SEMESTRE 2020	↑ 81	↓ 39	↓ 9	129

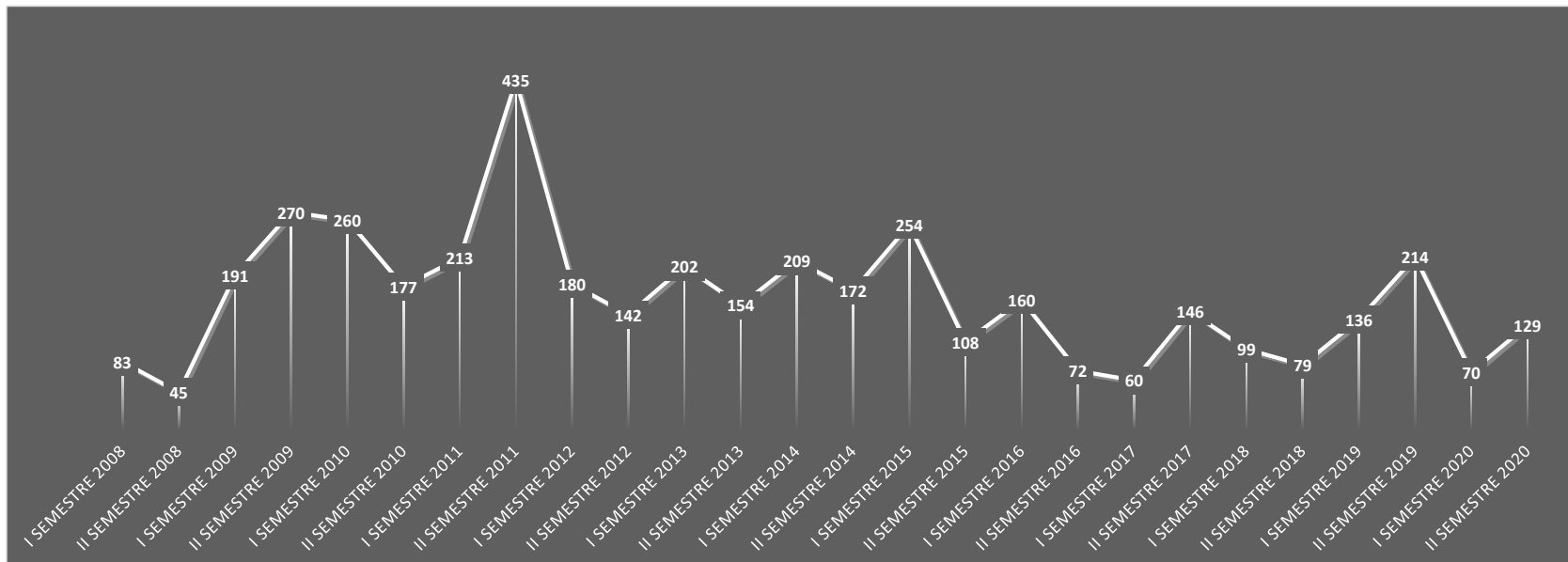
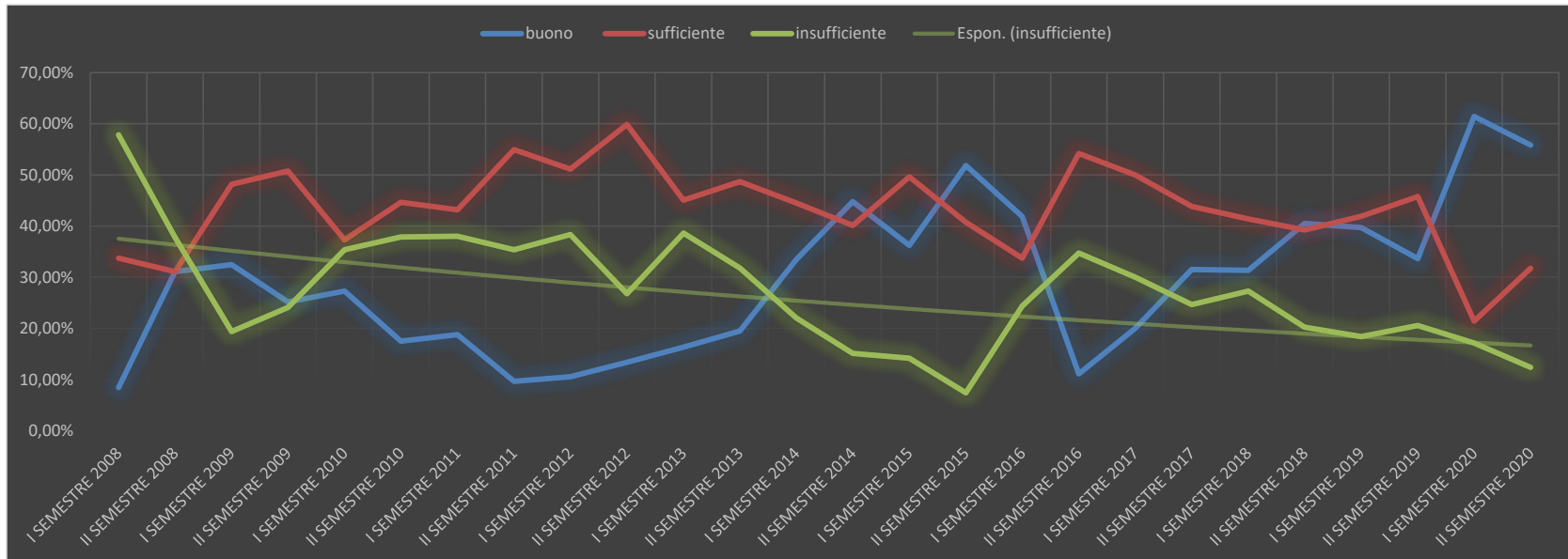
buono	sufficiente	insufficiente
↓ 24,71%	↑ 57,65%	↓ 17,65%
↓ 46,67%	↓ 33,33%	↓ 20,00%
↓ 35,42%	↑ 52,60%	↓ 11,98%
↓ 27,94%	↑ 63,60%	↓ 8,46%
↓ 28,08%	↑ 60,77%	↓ 11,15%
↓ 22,60%	↑ 64,97%	↓ 12,43%
↓ 24,88%	↑ 60,09%	↓ 15,02%
↓ 26,03%	↑ 54,34%	↓ 19,63%
↓ 24,86%	↑ 56,91%	↓ 18,23%
↓ 32,64%	→ 50,69%	↓ 16,67%
→ 37,20%	→ 50,72%	↓ 12,08%
→ 35,71%	→ 49,35%	↓ 14,94%
→ 38,97%	↑ 52,58%	↓ 8,45%
→ 47,09%	→ 48,26%	↑ 4,65%
→ 41,73%	↑ 53,94%	↑ 4,33%
→ 44,95%	→ 51,38%	↑ 3,67%
→ 46,34%	→ 50,61%	↑ 3,05%
→ 36,99%	↑ 56,16%	↑ 6,85%
↓ 35,00%	→ 51,67%	↓ 13,33%
→ 43,84%	→ 46,58%	↓ 9,59%
→ 40,00%	→ 42,00%	↓ 18,00%
↑ 63,75%	↓ 25,00%	↓ 11,25%
→ 47,06%	→ 46,32%	↑ 6,62%
→ 44,91%	→ 48,61%	↑ 6,48%
↑ 64,10%	↓ 29,49%	↑ 6,41%
↑ 62,79%	↓ 30,23%	↑ 6,98%

Totale visite	Semestrali	Annuali	% Insufficienti
I SEMESTRE 2008	85		
II SEMESTRE 2008	45 ↓	130	
I SEMESTRE 2009	192		
II SEMESTRE 2009	272 →	464 →	9,91%
I SEMESTRE 2010	260		
II SEMESTRE 2010	177 →	437 →	11,67%
I SEMESTRE 2011	213		
II SEMESTRE 2011	438 ↑	651 ↓	18,51%
I SEMESTRE 2012	181		
II SEMESTRE 2012	144 →	325 ↓	17,54%
I SEMESTRE 2013	207		
II SEMESTRE 2013	154 →	361 →	13,30%
I SEMESTRE 2014	213		
II SEMESTRE 2014	172 →	385 ↑	6,75%
I SEMESTRE 2015	254		
II SEMESTRE 2015	109 →	363 ↑	4,13%
I SEMESTRE 2016	164		
II SEMESTRE 2016	73 ↓	237 ↑	4,20%
I SEMESTRE 2017	60		
II SEMESTRE 2017	146 ↓	206 →	10,68%
I SEMESTRE 2018	100		
II SEMESTRE 2018	80 ↓	180 ↓	15,00%
I SEMESTRE 2019	136		
II SEMESTRE 2019	216 →	352 ↑	6,53%
I SEMESTRE 2020	78		
II SEMESTRE 2020	129 ↓	207 ↑	6,76%

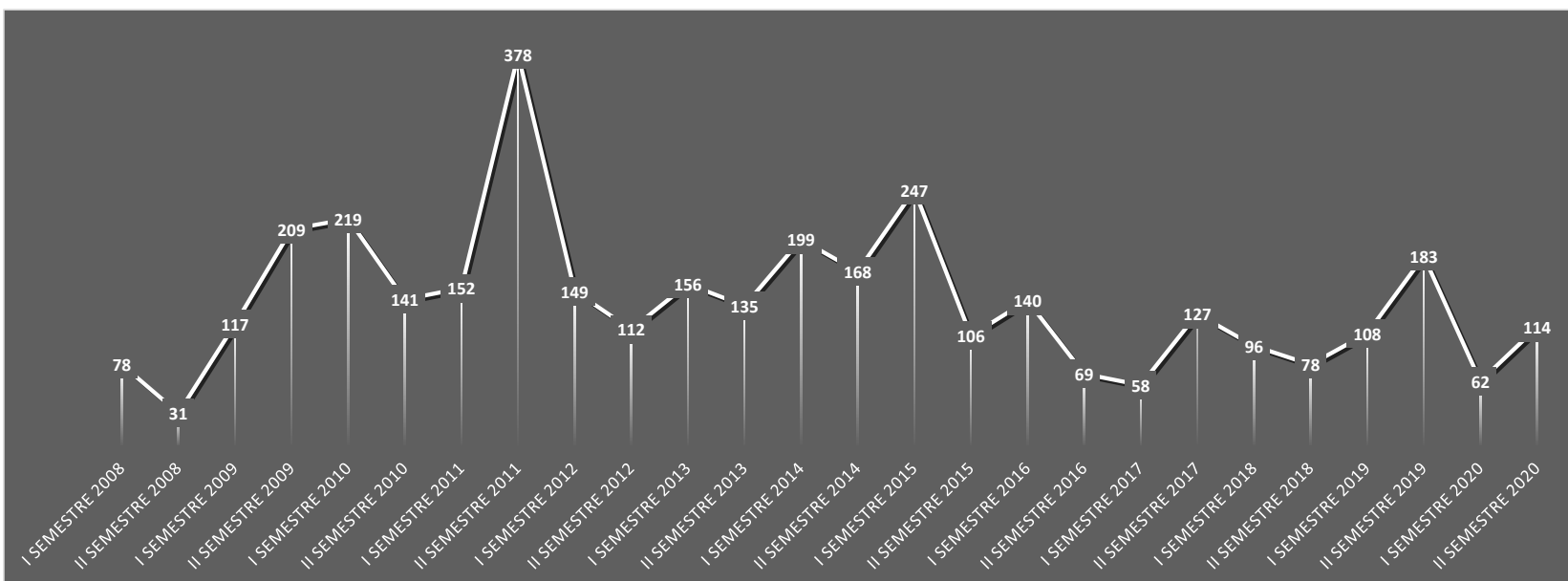
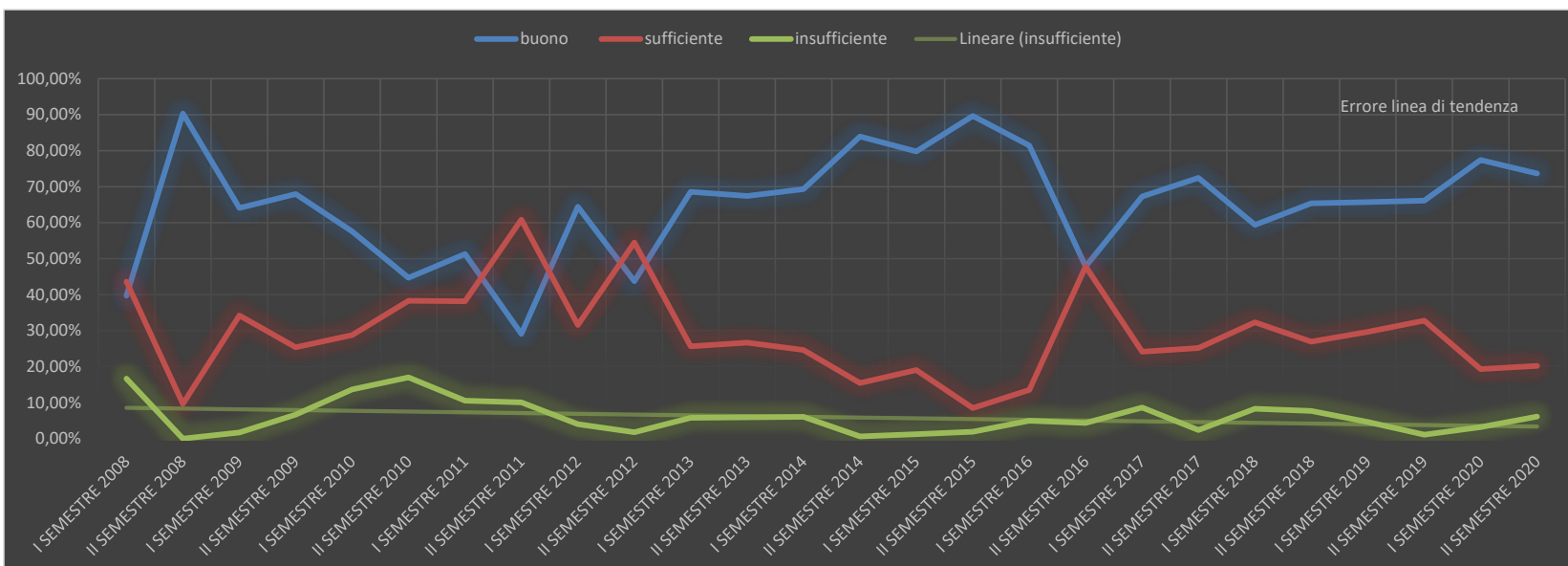
2.1 Presenza di documentazione in cantiere



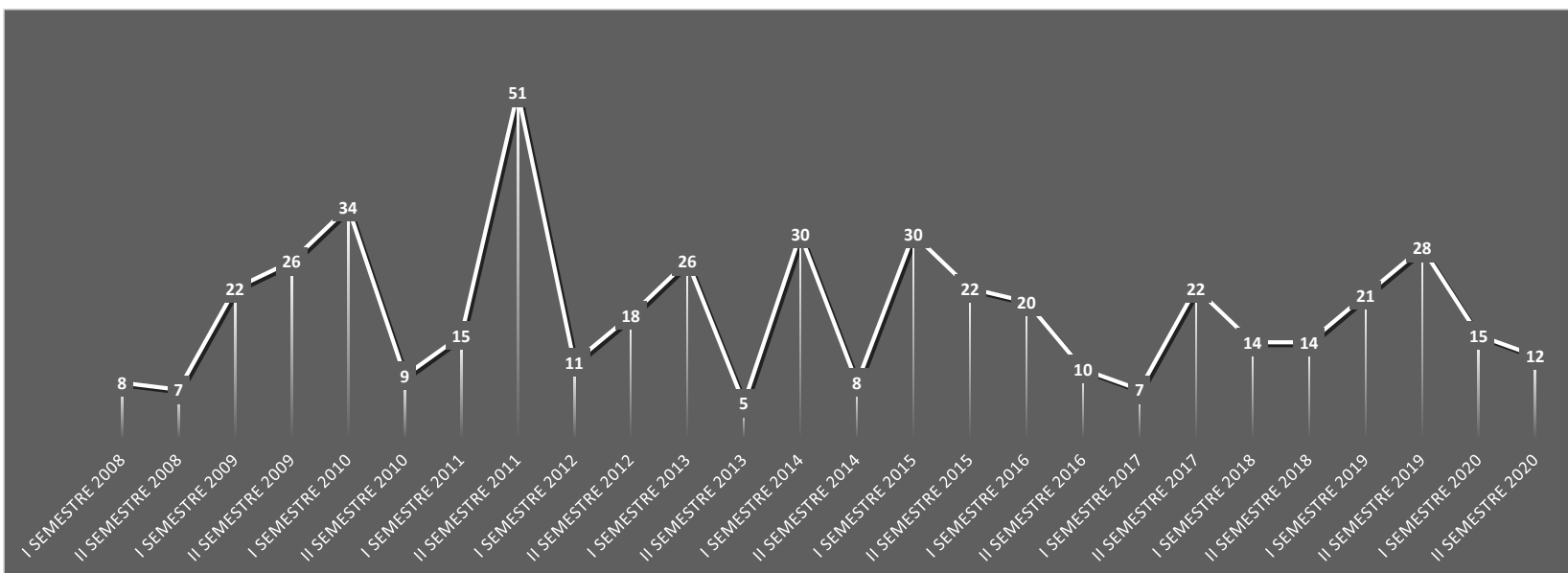
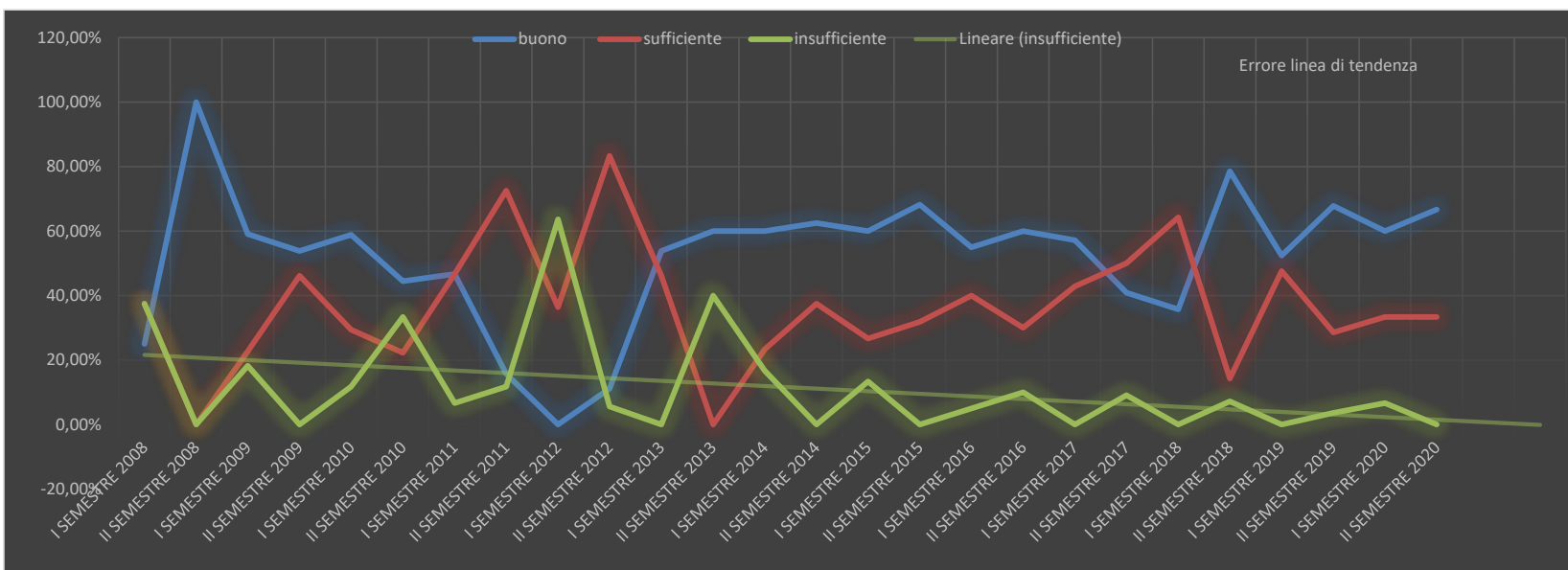
2.2 Allestimento cantiere



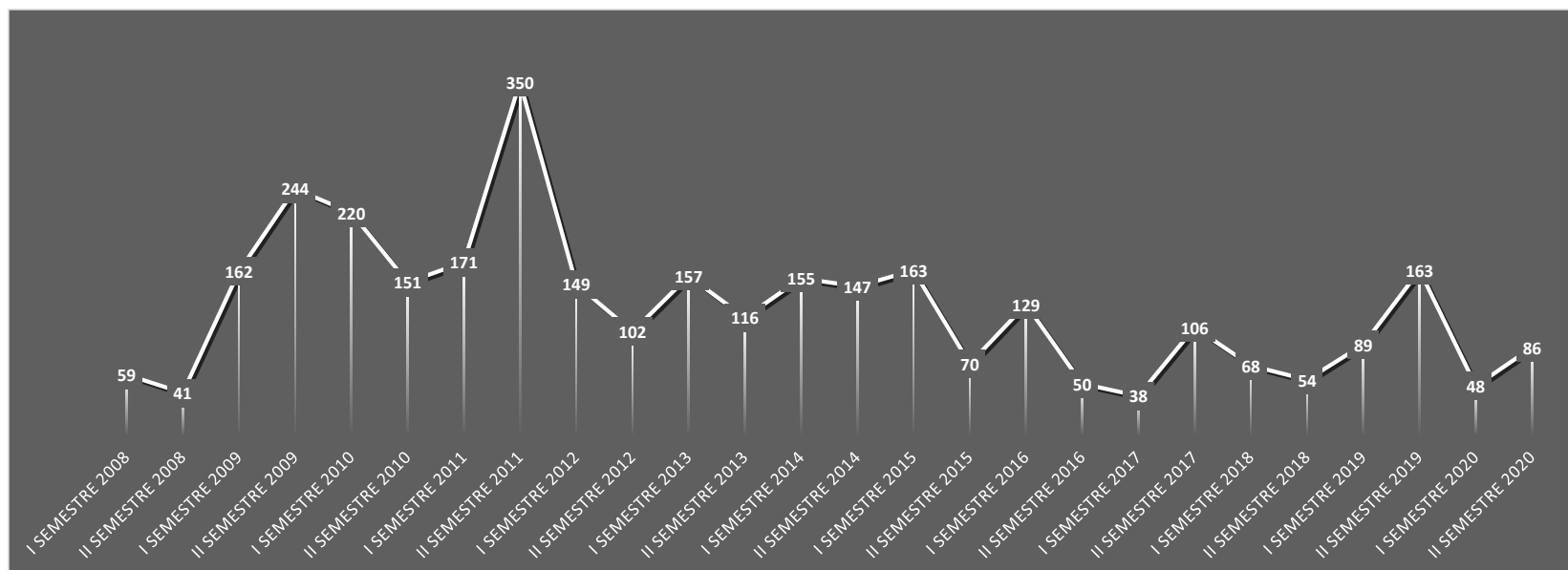
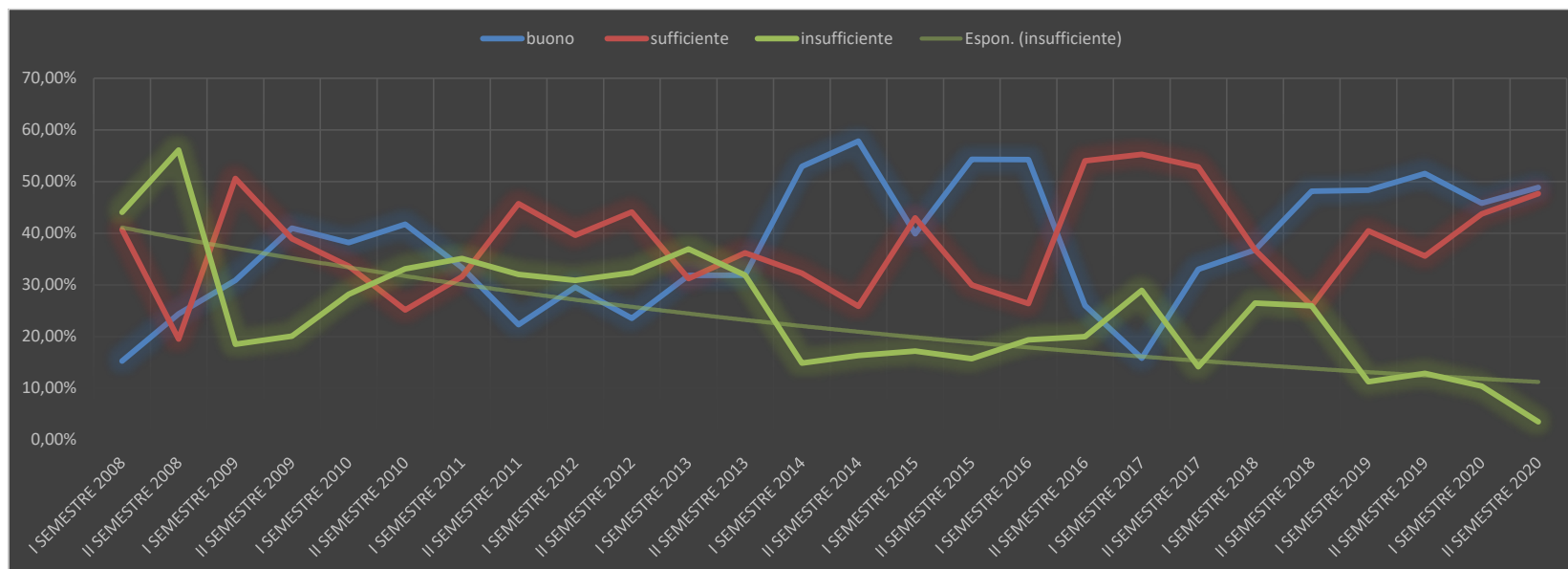
2.3 Viabilità di cantiere



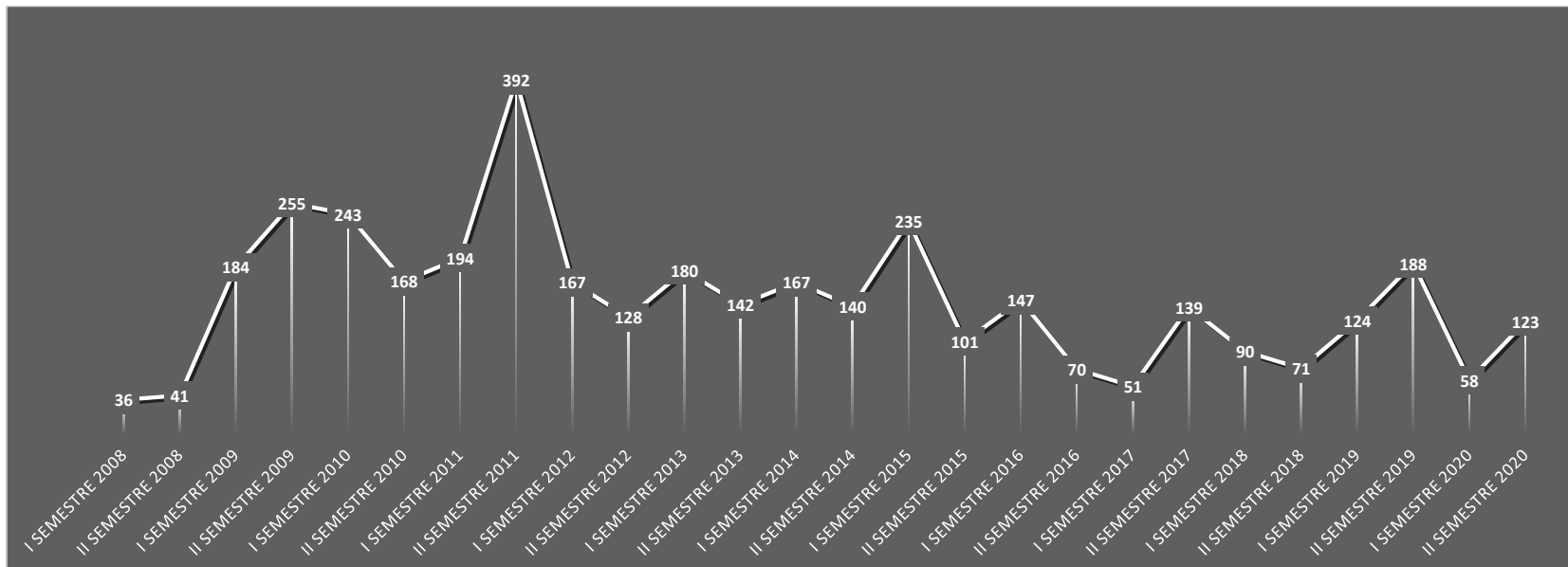
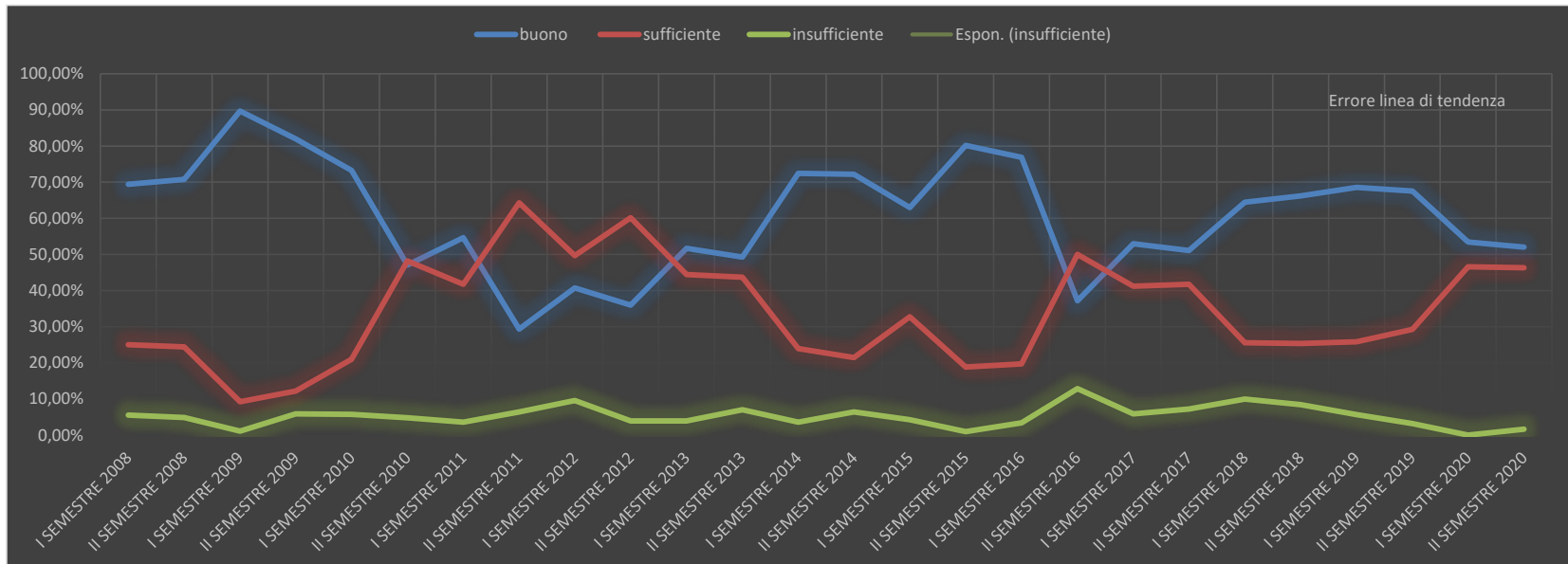
2.4 Scavi



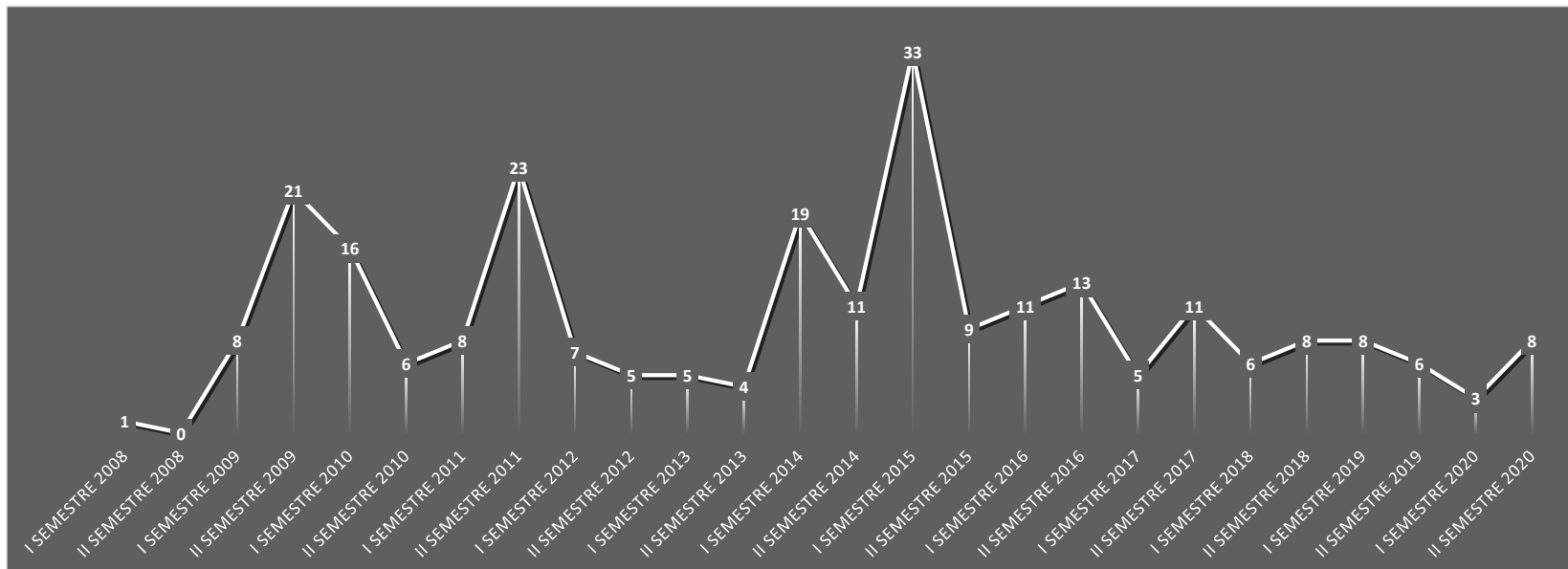
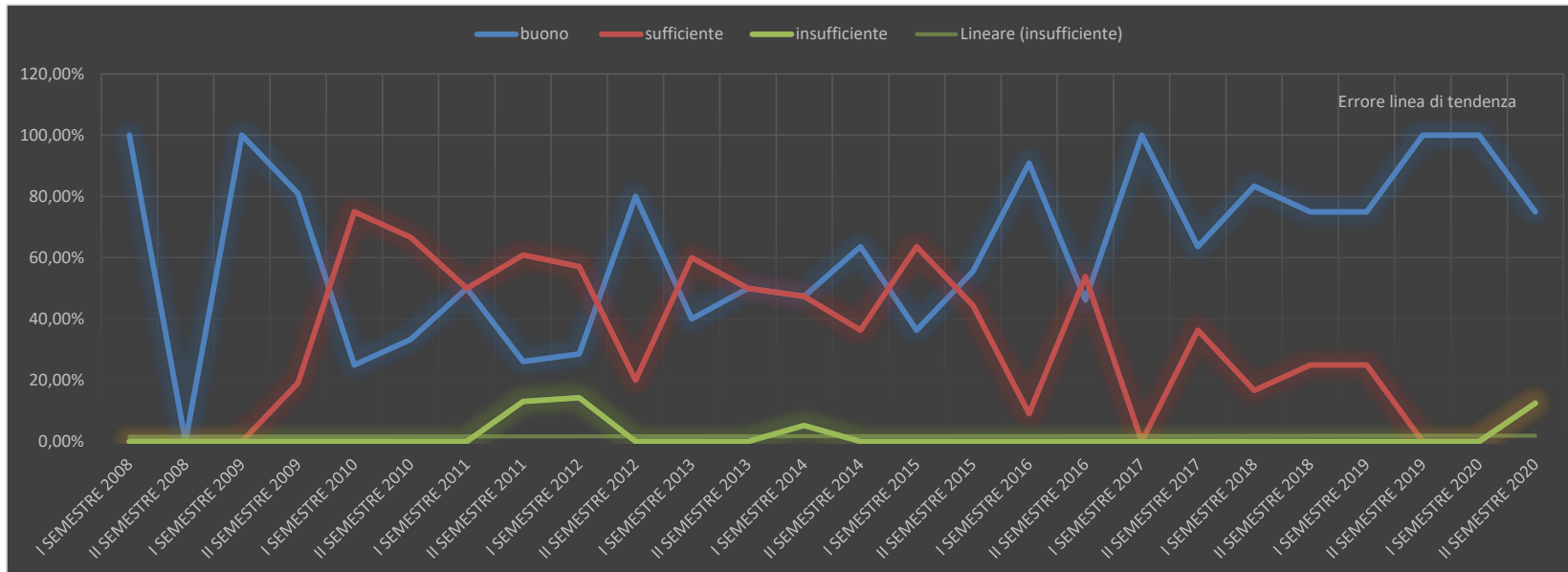
2.5 Opere provvisionali



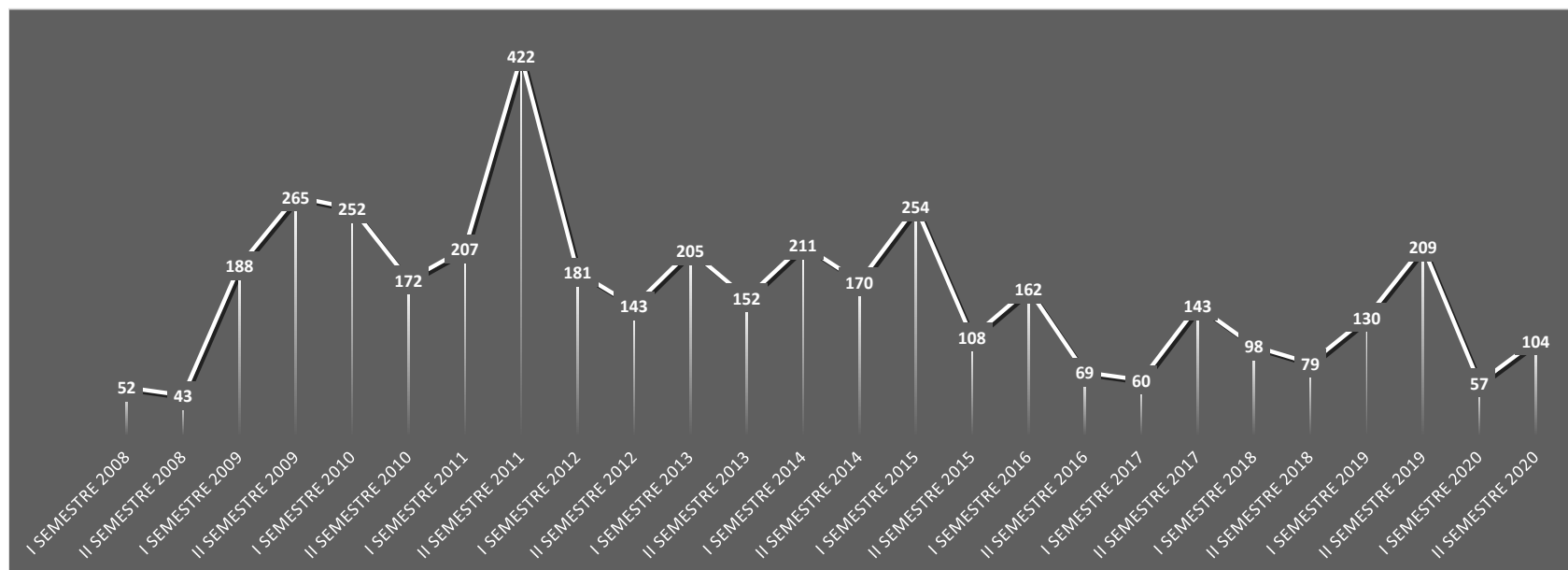
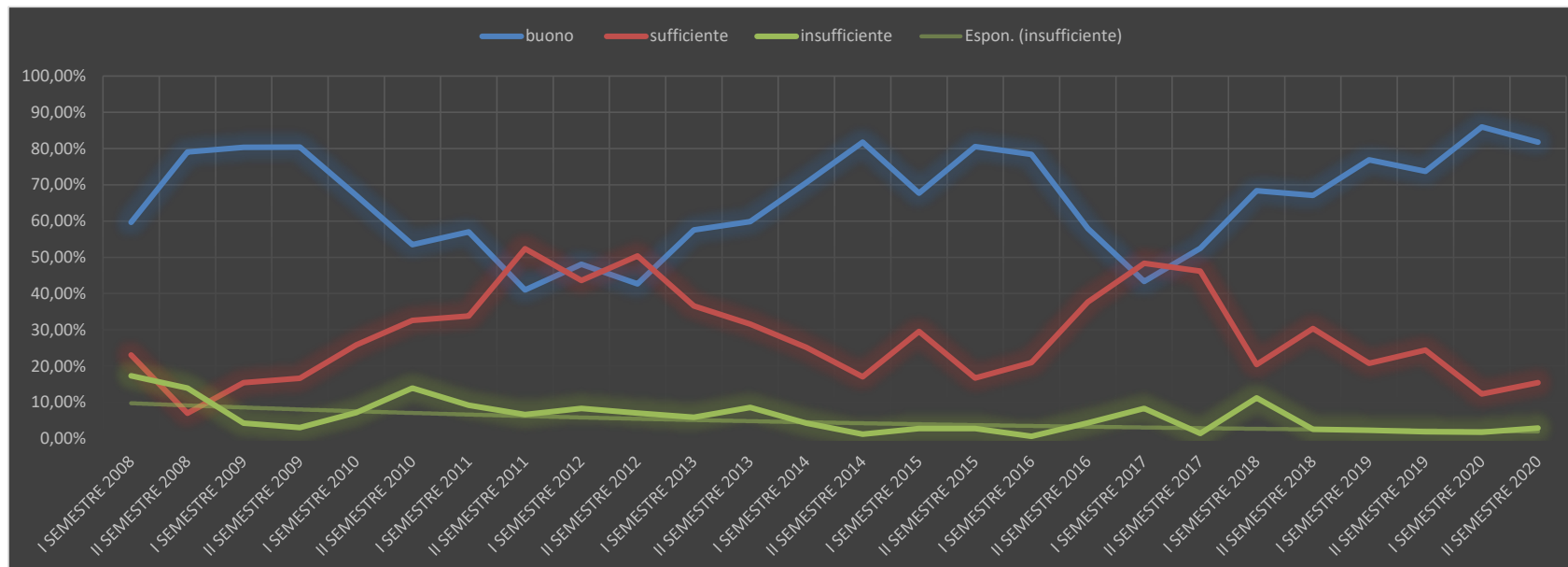
2.6 Impianto elettrico



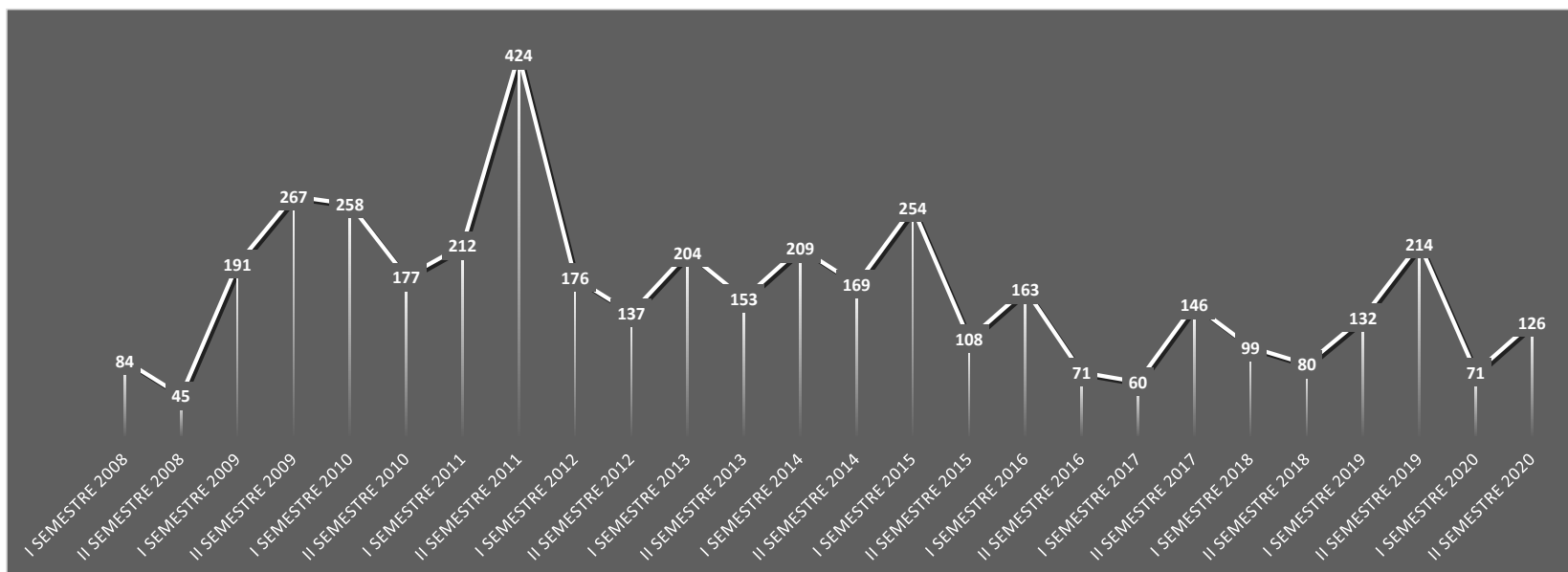
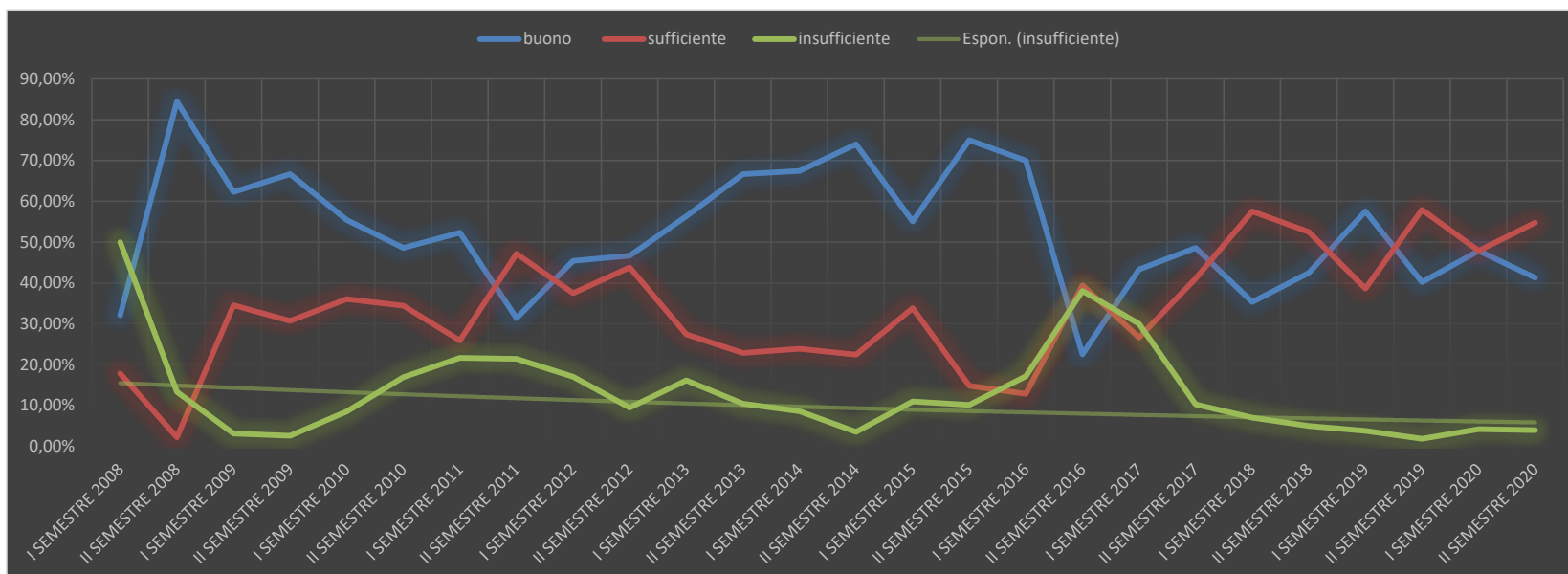
2.7 Demolizioni



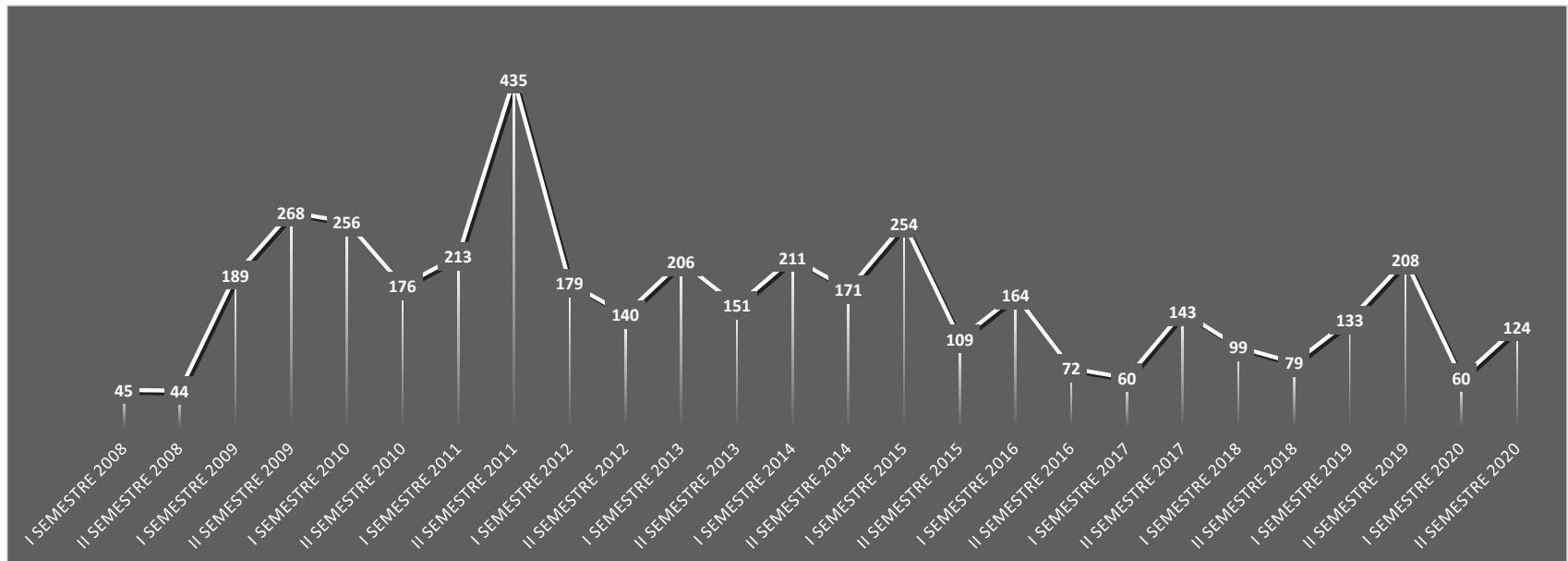
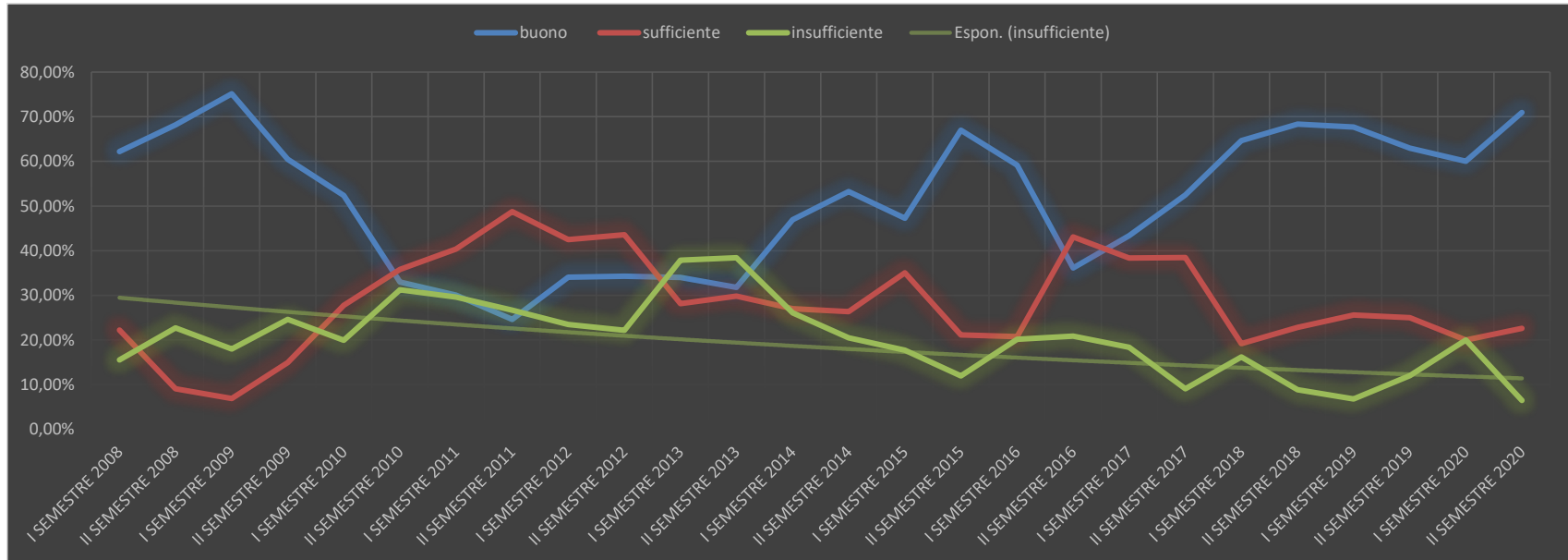
2.8 Macchine e attrezzature di cantiere



2.9 Dispositivi di Protezione Individuale



2.10 Formazione



2.11 Giudizio complessivo

