

## ANDAMENTO CANTIERI es. 2008-09 - 2020-21

2.1 Presenza di documentazione in cantiere	buono	sufficiente	insufficiente	Tot	buono	sufficiente	insufficiente
Es. 01.10.2008 30.09.2009	→ 175	↑ 0	↔ 137	312	→ 56,09%	↑ 0,00%	↔ 43,91%
Es. 01.10.2009 30.09.2010	↑ 195	↑ 0	↓ 331	526	↓ 37,07%	↑ 0,00%	↓ 62,93%
Es. 01.10.2010 30.09.2011	↓ 110	↑ 0	↔ 312	422	↓ 26,07%	↑ 0,00%	↓ 73,93%
Es. 01.10.2011 30.09.2012	↑ 236	↑ 0	↓ 338	574	↓ 41,11%	↑ 0,00%	↓ 58,89%
Es. 01.10.2012 30.09.2013	→ 176	↑ 0	↔ 192	368	→ 47,83%	↑ 0,00%	↔ 52,17%
Es. 01.10.2013 30.09.2014	↑ 182	↑ 0	↔ 171	353	→ 51,56%	↑ 0,00%	↔ 48,44%
Es. 01.10.2014 30.09.2015	↑ 209	↑ 0	↔ 197	406	→ 51,48%	↑ 0,00%	↔ 48,52%
Es. 01.10.2015 30.09.2016	→ 142	↑ 0	↔ 117	259	→ 54,83%	↑ 0,00%	↔ 45,17%
Es. 01.10.2016 30.09.2017	↓ 117	↑ 0	↔ 69	186	↓ 62,90%	↑ 0,00%	↔ 37,10%
Es. 01.10.2017 30.09.2018	↓ 63	↑ 0	↔ 113	176	↓ 35,80%	↑ 0,00%	↔ 64,20%
Es. 01.10.2018 30.09.2019	→ 141	↑ 0	↔ 158	299	→ 47,16%	↑ 0,00%	↔ 52,84%
Es. 01.10.2019 30.09.2020	↓ 110	↑ 0	↔ 108	218	→ 50,46%	↑ 0,00%	↔ 49,54%
Es. 01.10.2020 30.09.2021	↑ 217	↑ 0	↔ 83	300	↑ 72,33%	↑ 0,00%	↔ 27,67%

2.2 Allestimento cantiere	buono	sufficiente	insufficiente	Tot	buono	sufficiente	insufficiente
Es. 01.10.2008 30.09.2009	→ 96	↓ 146	↑ 69	311	→ 30,87%	↑ 46,95%	↔ 22,19%
Es. 01.10.2009 30.09.2010	↑ 137	→ 219	↓ 168	524	→ 26,15%	→ 41,79%	↔ 32,06%
Es. 01.10.2010 30.09.2011	↓ 64	→ 188	↓ 170	422	↓ 15,17%	→ 44,55%	↔ 40,28%
Es. 01.10.2011 30.09.2012	↓ 49	↑ 331	↓ 188	568	↓ 8,63%	↑ 58,27%	↔ 33,10%
Es. 01.10.2012 30.09.2013	↓ 62	→ 172	↔ 129	363	↓ 17,08%	↑ 47,38%	↔ 35,54%
Es. 01.10.2013 30.09.2014	→ 126	→ 151	↑ 73	350	→ 36,00%	→ 43,14%	↔ 20,86%
Es. 01.10.2014 30.09.2015	↑ 159	→ 191	↑ 56	406	→ 39,16%	↑ 47,04%	↔ 13,79%
Es. 01.10.2015 30.09.2016	→ 98	↑ 99	↑ 58	255	→ 38,43%	→ 38,82%	↔ 22,75%
Es. 01.10.2016 30.09.2017	↓ 49	↑ 89	↑ 49	187	→ 26,20%	↑ 47,59%	↔ 26,20%
Es. 01.10.2017 30.09.2018	↓ 53	↓ 73	↑ 52	178	→ 29,78%	→ 41,01%	↔ 29,21%
Es. 01.10.2018 30.09.2019	→ 122	↓ 129	↑ 50	301	→ 40,53%	→ 42,86%	↔ 16,61%
Es. 01.10.2019 30.09.2020	→ 91	↑ 71	↓ 46	208	→ 43,75%	→ 34,13%	↔ 22,12%
Es. 01.10.2020 30.09.2021	↑ 170	↓ 61	↑ 66	297	↑ 57,24%	↓ 20,54%	↔ 22,22%

2.3 Viabilità di cantiere	buono	sufficiente	insufficiente	Tot	buono	sufficiente	insufficiente
Es. 01.10.2008 30.09.2009	↓ 136	↑ 61	↑ 6	203	→ 67,00%	→ 30,05%	↑ 2,96%
Es. 01.10.2009 30.09.2010	→ 255	→ 120	↓ 53	428	→ 59,58%	→ 28,04%	↓ 12,38%
Es. 01.10.2010 30.09.2011	↓ 141	→ 122	↓ 46	309	↓ 45,63%	→ 39,48%	↔ 14,89%
Es. 01.10.2011 30.09.2012	→ 197	↑ 272	↔ 27	496	→ 39,72%	↑ 54,84%	↔ 5,44%
Es. 01.10.2012 30.09.2013	↓ 178	↑ 89	↑ 15	282	→ 63,12%	→ 31,56%	↔ 5,32%
Es. 01.10.2013 30.09.2014	→ 240	↓ 82	↑ 15	337	↑ 71,22%	↓ 24,33%	↑ 4,45%
Es. 01.10.2014 30.09.2015	↑ 329	↓ 63	↑ 6	398	↑ 82,66%	↓ 15,83%	↑ 1,51%
Es. 01.10.2015 30.09.2016	→ 181	↓ 45	↑ 7	233	↑ 77,68%	↓ 19,31%	↑ 3,00%
Es. 01.10.2016 30.09.2017	↓ 111	↓ 43	↑ 9	163	→ 68,10%	→ 26,38%	↔ 5,52%
Es. 01.10.2017 30.09.2018	↓ 107	↓ 55	↑ 13	175	→ 61,14%	→ 31,43%	↔ 7,43%
Es. 01.10.2018 30.09.2019	↓ 166	↓ 72	↑ 8	246	→ 67,48%	→ 29,27%	↔ 3,25%
Es. 01.10.2019 30.09.2020	↓ 136	↓ 52	↑ 8	196	↑ 69,39%	→ 26,53%	↑ 4,08%
Es. 01.10.2020 30.09.2021	↓ 145	↓ 22	↔ 23	190	↑ 76,32%	↓ 11,58%	↔ 12,11%

2.4 Scavi	buono	sufficiente	insufficiente	Tot	buono	sufficiente	insufficiente
Es. 01.10.2008 30.09.2009	↑ 23	↓ 11	↔ 4	38	↑ 60,53%	↓ 28,95%	↔ 10,53%
Es. 01.10.2009 30.09.2010	↑ 29	↓ 16	↔ 6	51	↑ 56,86%	↓ 31,37%	↔ 11,76%
Es. 01.10.2010 30.09.2011	→ 15	↓ 15	↔ 5	35	→ 42,86%	→ 42,86%	↔ 14,29%
Es. 01.10.2011 30.09.2012	↓ 4	↑ 40	↓ 12	56	↓ 7,14%	↑ 71,43%	↔ 21,43%
Es. 01.10.2012 30.09.2013	→ 17	→ 22	↑ 2	41	→ 41,46%	→ 53,66%	↑ 4,88%
Es. 01.10.2013 30.09.2014	→ 21	↓ 9	↔ 5	35	↑ 60,00%	↓ 25,71%	↔ 14,29%
Es. 01.10.2014 30.09.2015	↑ 31	↓ 16	↔ 4	51	↑ 60,78%	↓ 31,37%	↔ 7,84%
Es. 01.10.2015 30.09.2016	→ 20	↓ 10	↔ 2	32	↑ 62,50%	↓ 31,25%	↑ 6,25%
Es. 01.10.2016 30.09.2017	↓ 10	↓ 13	↑ 1	24	→ 41,67%	→ 54,17%	↑ 4,17%
Es. 01.10.2017 30.09.2018	→ 14	↓ 12	↑ 1	27	↑ 51,85%	→ 44,44%	↑ 3,70%
Es. 01.10.2018 30.09.2019	↑ 29	↓ 14	↔ 2	45	↑ 64,44%	↓ 31,11%	↑ 4,44%
Es. 01.10.2019 30.09.2020	→ 21	↓ 12	↑ 1	34	↑ 61,76%	↓ 35,29%	↑ 2,94%
Es. 01.10.2020 30.09.2021	↑ 27	↓ 8	↔ 2	37	↑ 72,97%	↓ 21,62%	↑ 5,41%

2.5 Opere provvisorie	buono	sufficiente	insufficiente	Tot	buono	sufficiente	insufficiente
Es. 01.10.2008 30.09.2009	→ 95	↔ 121	↔ 54	270	→ 35,19%	↑ 44,81%	↔ 20,00%
Es. 01.10.2009 30.09.2010	↑ 183	→ 145	↓ 124	452	→ 40,49%	↓ 32,08%	↔ 27,43%
Es. 01.10.2010 30.09.2011	→ 108	→ 107	↔ 117	332	↓ 32,53%	↓ 32,23%	↔ 35,24%
Es. 01.10.2011 30.09.2012	→ 106	↔ 217	↔ 145	468	↓ 22,65%	↑ 46,37%	↔ 30,98%
Es. 01.10.2012 30.09.2013	↓ 83	↔ 96	↔ 91	270	↓ 30,74%	↔ 35,56%	↔ 33,70%
Es. 01.10.2013 30.09.2014	↑ 140	↓ 82	↑ 50	272	↑ 51,47%	↓ 30,15%	↔ 18,38%
Es. 01.10.2014 30.09.2015	→ 129	→ 103	↑ 45	277	↑ 46,57%	↓ 37,18%	↑ 16,25%
Es. 01.10.2015 30.09.2016	→ 96	↓ 59	↔ 38	193	↑ 49,74%	↓ 30,57%	↔ 19,69%
Es. 01.10.2016 30.09.2017	↓ 41	↓ 73	↑ 27	141	↓ 29,08%	↑ 51,77%	↔ 19,15%
Es. 01.10.2017 30.09.2018	↓ 41	↓ 45	↔ 32	118	→ 34,75%	→ 38,14%	↔ 27,12%
Es. 01.10.2018 30.09.2019	→ 114	↓ 74	↔ 21	209	↑ 54,55%	↓ 35,41%	↑ 10,05%
Es. 01.10.2019 30.09.2020	↓ 65	↓ 67	↔ 20	152	↓ 42,76%	→ 44,08%	↑ 13,16%
Es. 01.10.2020 30.09.2021	→ 101	↓ 69	↔ 40	210	↑ 48,10%	↓ 32,86%	↔ 19,05%

## ANDAMENTO CANTIERI es. 2008-09 - 2020-21

2.6 Impianto elettrico	buono	sufficiente	insufficiente	Tot	buono	sufficiente	insufficiente
Es. 01.10.2008 30.09.2009	➔ 257	↓ 30	↑ 7	294	↑ 87,41%	↓ 10,20%	↑ 2,38%
Es. 01.10.2009 30.09.2010	↑ 353	↓ 109	↓ 30	492	↑ 71,75%	↓ 22,15%	↑ 6,10%
Es. 01.10.2010 30.09.2011	➔ 179	➔ 197	↓ 16	392	↑ 45,66%	↑ 50,26%	↑ 4,08%
Es. 01.10.2011 30.09.2012	↓ 173	↑ 305	↓ 36	514	↓ 33,66%	↑ 59,34%	↑ 7,00%
Es. 01.10.2012 30.09.2013	↓ 156	↓ 155	↓ 16	327	↓ 47,71%	↑ 47,40%	↑ 4,89%
Es. 01.10.2013 30.09.2014	↓ 190	↓ 75	↓ 16	281	↓ 67,62%	➔ 26,69%	↑ 5,69%
Es. 01.10.2014 30.09.2015	➔ 248	↓ 110	↓ 14	372	➔ 66,67%	➔ 29,57%	↑ 3,76%
Es. 01.10.2015 30.09.2016	↓ 169	↓ 58	↓ 9	236	↑ 71,61%	↓ 24,58%	↑ 3,81%
Es. 01.10.2016 30.09.2017	↓ 85	↓ 76	↓ 14	175	↓ 48,57%	↑ 43,43%	↓ 8,00%
Es. 01.10.2017 30.09.2018	↓ 101	↓ 45	↓ 17	163	➔ 61,96%	➔ 27,61%	↓ 10,43%
Es. 01.10.2018 30.09.2019	➔ 186	↓ 65	↓ 12	263	↑ 70,72%	↓ 24,71%	↑ 4,56%
Es. 01.10.2019 30.09.2020	↓ 103	↓ 79	↓ 5	187	➔ 55,08%	➔ 42,25%	↑ 2,67%
Es. 01.10.2020 30.09.2021	➔ 181	↓ 54	↓ 32	267	➔ 67,79%	↓ 20,22%	↓ 11,99%

2.7 Demolizioni	buono	sufficiente	insufficiente	Tot	buono	sufficiente	insufficiente
Es. 01.10.2008 30.09.2009	↑ 15	↓ 2	↓ 0	17	↑ 88,24%	↓ 11,76%	↑ 0,00%
Es. 01.10.2009 30.09.2010	↑ 16	➔ 16	↓ 0	32	↑ 50,00%	↑ 50,00%	↑ 0,00%
Es. 01.10.2010 30.09.2011	↓ 6	↓ 7	↓ 0	13	↓ 46,15%	↑ 53,85%	↑ 0,00%
Es. 01.10.2011 30.09.2012	↓ 9	↓ 17	↓ 4	30	↓ 30,00%	↑ 56,67%	↓ 13,33%
Es. 01.10.2012 30.09.2013	↓ 5	↓ 5	↓ 0	10	↓ 50,00%	↑ 50,00%	↑ 0,00%
Es. 01.10.2013 30.09.2014	➔ 14	➔ 12	↓ 1	27	➔ 51,85%	↑ 44,44%	↓ 3,70%
Es. 01.10.2014 30.09.2015	↑ 17	↑ 27	↓ 0	44	↓ 38,64%	↑ 61,36%	↑ 0,00%
Es. 01.10.2015 30.09.2016	↑ 18	↓ 7	↓ 0	25	↓ 72,00%	➔ 28,00%	↑ 0,00%
Es. 01.10.2016 30.09.2017	➔ 10	↓ 4	↓ 0	14	➔ 71,43%	➔ 28,57%	↑ 0,00%
Es. 01.10.2017 30.09.2018	↓ 8	↓ 4	↓ 0	12	➔ 66,67%	➔ 33,33%	↑ 0,00%
Es. 01.10.2018 30.09.2019	➔ 14	↓ 2	↓ 0	16	↑ 87,50%	↓ 12,50%	↑ 0,00%
Es. 01.10.2019 30.09.2020	↓ 7	↓ 0	↓ 1	8	↑ 87,50%	↑ 0,00%	↓ 12,50%
Es. 01.10.2020 30.09.2021	↑ 19	↓ 1	↓ 0	20	↑ 95,00%	↓ 5,00%	↑ 0,00%

2.8 Macchine e attrezzature di cantiere	buono	sufficiente	insufficiente	Tot	buono	sufficiente	insufficiente
Es. 01.10.2008 30.09.2009	➔ 255	↓ 40	↑ 10	305	↑ 83,61%	↓ 13,11%	↑ 3,28%
Es. 01.10.2009 30.09.2010	↑ 355	➔ 122	↓ 35	512	↑ 69,34%	➔ 23,83%	↓ 6,84%
Es. 01.10.2010 30.09.2011	➔ 222	↓ 146	↓ 45	413	↓ 53,75%	➔ 35,35%	↓ 10,90%
Es. 01.10.2011 30.09.2012	➔ 224	↑ 298	↓ 37	559	↓ 40,07%	↑ 53,31%	↓ 6,62%
Es. 01.10.2012 30.09.2013	➔ 204	➔ 135	↓ 27	366	➔ 55,74%	➔ 36,89%	↓ 7,38%
Es. 01.10.2013 30.09.2014	➔ 257	↓ 81	↓ 11	349	↑ 73,64%	➔ 23,21%	↓ 3,15%
Es. 01.10.2014 30.09.2015	↑ 283	↓ 111	↓ 11	405	↑ 69,88%	➔ 27,41%	↓ 2,72%
Es. 01.10.2015 30.09.2016	➔ 199	↓ 54	↓ 3	256	↑ 77,73%	↓ 21,09%	↑ 1,17%
Es. 01.10.2016 30.09.2017	↓ 93	↓ 81	↓ 9	183	↓ 50,82%	↑ 44,26%	↓ 4,92%
Es. 01.10.2017 30.09.2018	↓ 107	↓ 57	↓ 12	176	➔ 60,80%	➔ 32,39%	↓ 6,82%
Es. 01.10.2018 30.09.2019	➔ 227	↓ 57	↓ 6	290	↑ 78,28%	↓ 19,66%	↑ 2,07%
Es. 01.10.2019 30.09.2020	↓ 134	↓ 48	↓ 5	187	↑ 71,66%	➔ 25,67%	↑ 2,67%
Es. 01.10.2020 30.09.2021	➔ 200	↓ 19	↓ 31	250	↑ 80,00%	↓ 7,60%	↓ 12,40%

2.9 Dispositivi di Protezione Individuale	buono	sufficiente	insufficiente	Tot	buono	sufficiente	insufficiente
Es. 01.10.2008 30.09.2009	➔ 209	↓ 91	↓ 10	310	↑ 67,42%	↓ 29,35%	↑ 3,23%
Es. 01.10.2009 30.09.2010	↑ 301	➔ 174	↓ 45	520	↑ 57,88%	➔ 33,46%	↓ 8,65%
Es. 01.10.2010 30.09.2011	➔ 209	➔ 122	↓ 87	418	➔ 50,00%	↓ 29,19%	↓ 20,81%
Es. 01.10.2011 30.09.2012	➔ 186	↑ 268	↓ 101	555	↓ 33,51%	↑ 48,29%	↓ 18,20%
Es. 01.10.2012 30.09.2013	➔ 212	↓ 102	↓ 47	361	↑ 58,73%	↓ 28,25%	↓ 13,02%
Es. 01.10.2013 30.09.2014	↑ 236	↓ 83	↓ 29	348	↑ 67,82%	↓ 23,85%	↓ 8,33%
Es. 01.10.2014 30.09.2015	↑ 249	➔ 123	↓ 33	405	↑ 61,48%	➔ 30,37%	↓ 8,15%
Es. 01.10.2015 30.09.2016	➔ 166	↓ 41	↓ 51	258	↑ 64,34%	↓ 15,89%	↓ 19,77%
Es. 01.10.2016 30.09.2017	↓ 81	↓ 67	↓ 38	186	↓ 43,55%	➔ 36,02%	↓ 20,43%
Es. 01.10.2017 30.09.2018	↓ 65	↓ 89	↓ 15	169	↓ 38,46%	↑ 52,66%	↓ 8,88%
Es. 01.10.2018 30.09.2019	➔ 156	➔ 131	↓ 11	298	➔ 52,35%	↑ 43,96%	↑ 3,69%
Es. 01.10.2019 30.09.2020	↓ 80	➔ 119	↓ 9	208	↓ 38,46%	↑ 57,21%	↓ 4,33%
Es. 01.10.2020 30.09.2021	➔ 144	↓ 110	➔ 40	294	➔ 48,98%	➔ 37,41%	↓ 13,61%

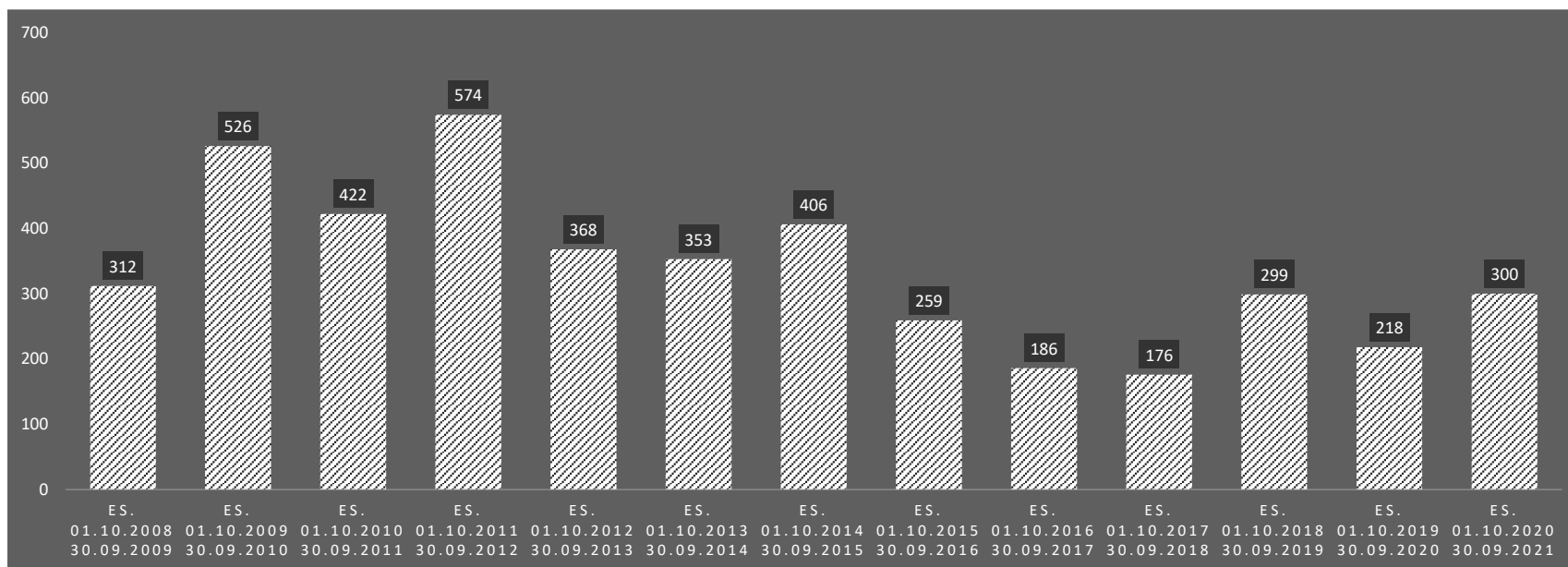
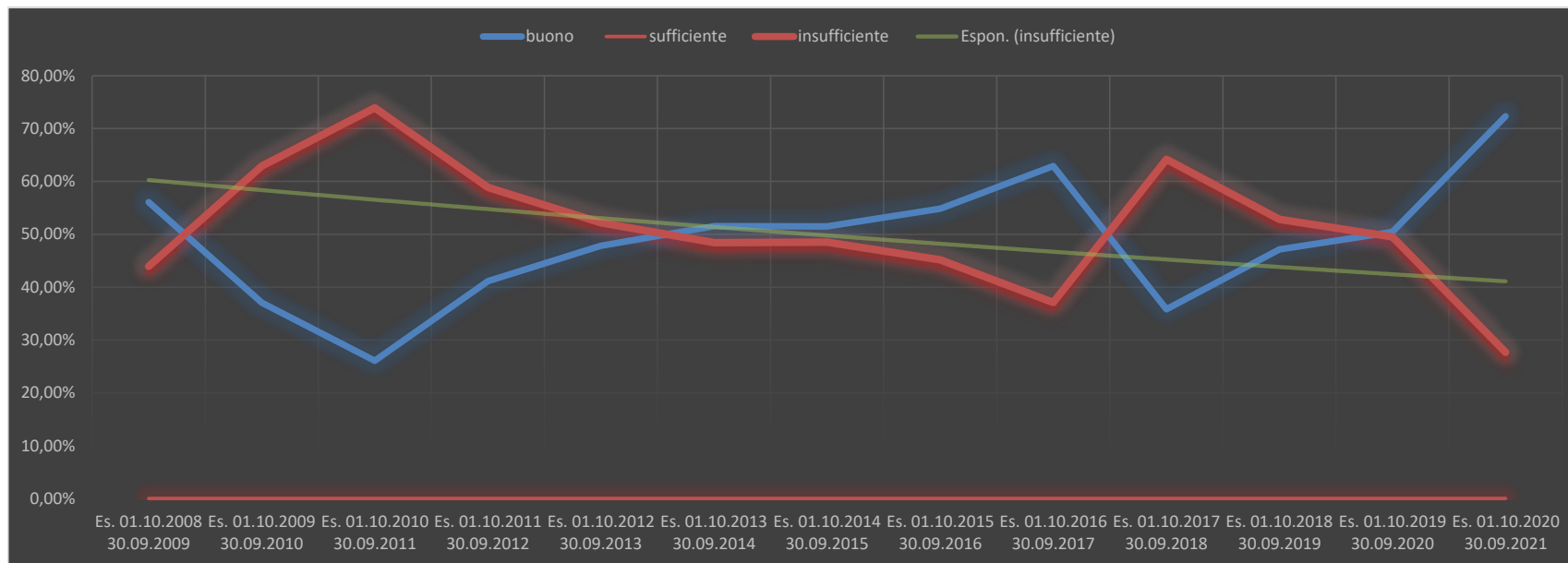
2.10 Formazione	buono	sufficiente	insufficiente	Tot	buono	sufficiente	insufficiente
Es. 01.10.2008 30.09.2009	↑ 220	↓ 27	↓ 61	308	↑ 71,43%	↓ 8,77%	↓ 19,81%
Es. 01.10.2009 30.09.2010	↑ 264	↓ 129	↓ 125	518	➔ 50,97%	➔ 24,90%	↓ 24,13%
Es. 01.10.2010 30.09.2011	↓ 128	➔ 158	↓ 135	421	↓ 30,40%	↑ 37,53%	↓ 32,07%
Es. 01.10.2011 30.09.2012	➔ 156	↑ 280	↓ 131	567	↓ 27,51%	↑ 49,38%	↓ 23,10%
Es. 01.10.2012 30.09.2013	↓ 122	↓ 113	↓ 130	365	↓ 33,42%	➔ 30,96%	↓ 35,62%
Es. 01.10.2013 30.09.2014	➔ 166	↓ 92	↓ 91	349	➔ 47,56%	➔ 26,36%	↓ 26,07%
Es. 01.10.2014 30.09.2015	➔ 200	➔ 134	↓ 72	406	➔ 49,26%	➔ 33,00%	↓ 17,73%
Es. 01.10.2015 30.09.2016	➔ 151	↓ 64	↓ 45	260	↑ 58,08%	➔ 24,62%	↓ 17,31%
Es. 01.10.2016 30.09.2017	↓ 87	↓ 73	↓ 24	184	➔ 47,28%	↑ 39,67%	↑ 13,04%
Es. 01.10.2017 30.09.2018	↓ 107	↓ 44	↓ 26	177	↑ 60,45%	➔ 24,86%	↓ 14,69%
Es. 01.10.2018 30.09.2019	↑ 208	↓ 57	↓ 28	293	↑ 70,99%	↓ 19,45%	↑ 9,56%
Es. 01.10.2019 30.09.2020	↓ 109	↓ 57	↓ 28	194	➔ 56,19%	➔ 29,38%	↑ 14,43%
Es. 01.10.2020 30.09.2021	➔ 205	↓ 59	↓ 26	290	↑ 70,69%	↓ 20,34%	↑ 8,97%

## ANDAMENTO CANTIERI es. 2008-09 - 2020-21

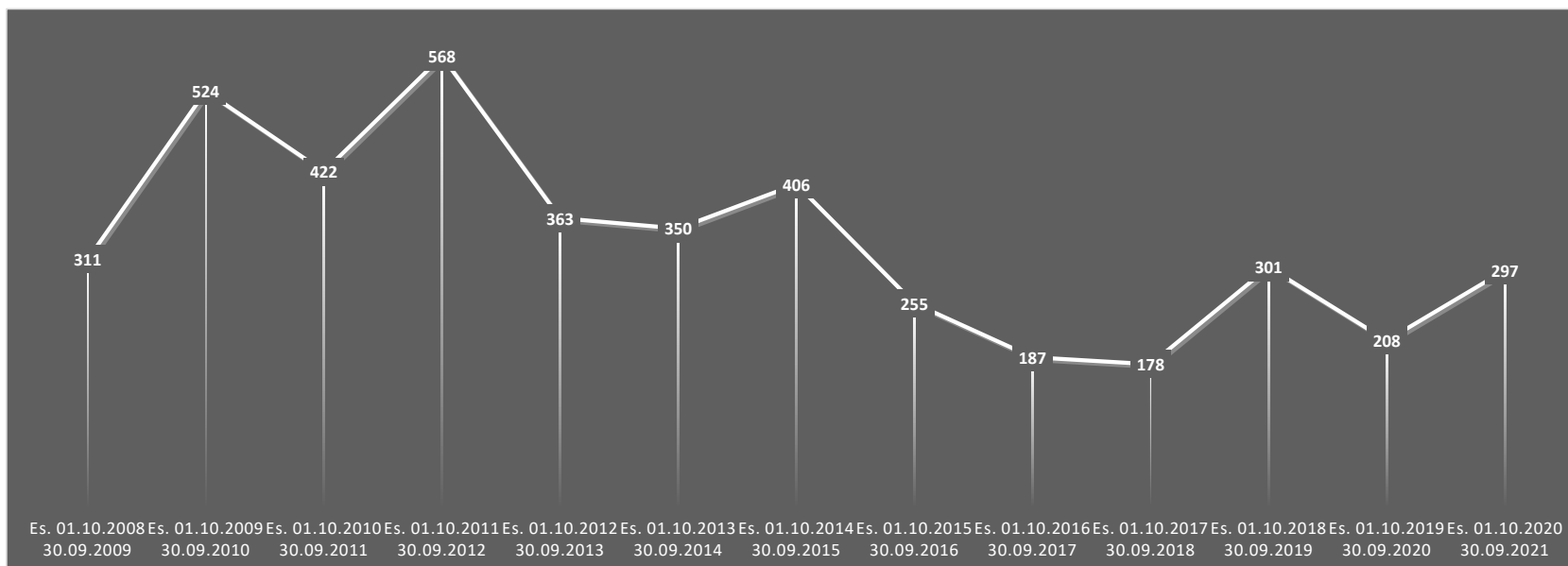
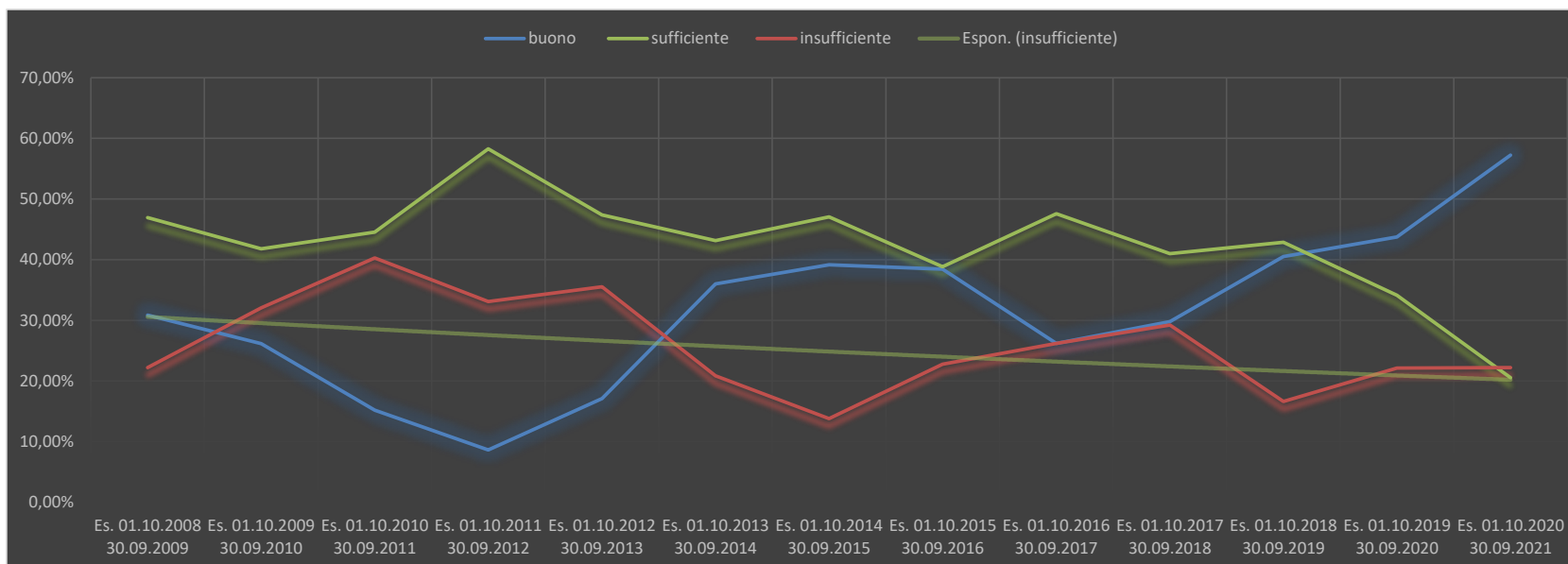
2.11 Giudizio complessivo	buono	sufficiente	insufficiente	Tot	buono	sufficiente	insufficiente
Es. 01.10.2008 30.09.2009	↓ 101	→ 178	↑ 33	312	→ 32,37%	↑ 57,05%	↔ 10,58%
Es. 01.10.2009 30.09.2010	↑ 152	↑ 315	↔ 59	526	↓ 28,90%	↑ 59,89%	↔ 11,22%
Es. 01.10.2010 30.09.2011	↓ 87	↑ 272	↔ 63	422	↓ 20,62%	↑ 64,45%	↔ 14,93%
Es. 01.10.2011 30.09.2012	↑ 161	↑ 300	↓ 114	575	↓ 28,00%	→ 52,17%	↓ 19,83%
Es. 01.10.2012 30.09.2013	→ 136	→ 184	↔ 48	368	→ 36,96%	→ 50,00%	↔ 13,04%
Es. 01.10.2013 30.09.2014	↑ 146	→ 177	↑ 31	354	→ 41,24%	→ 50,00%	↔ 8,76%
Es. 01.10.2014 30.09.2015	↑ 170	→ 217	↑ 19	406	→ 41,87%	→ 53,45%	↑ 4,68%
Es. 01.10.2015 30.09.2016	→ 120	↓ 133	↑ 8	261	↑ 45,98%	→ 50,96%	↑ 3,07%
Es. 01.10.2016 30.09.2017	↓ 73	↓ 95	↑ 19	187	→ 39,04%	→ 50,80%	↔ 10,16%
Es. 01.10.2017 30.09.2018	↓ 79	↓ 70	↑ 30	179	↑ 44,13%	↓ 39,11%	↓ 16,76%
Es. 01.10.2018 30.09.2019	↑ 157	↓ 126	↑ 20	303	↑ 51,82%	↓ 41,58%	↑ 6,60%
Es. 01.10.2019 30.09.2020	→ 118	↓ 83	↑ 18	219	↑ 53,88%	↓ 37,90%	↔ 8,22%
Es. 01.10.2020 30.09.2021	↑ 148	↓ 126	↑ 27	301	↑ 49,17%	↓ 41,86%	↔ 8,97%

Totale visite	Tot	% Insufficienti
Es. 01.10.2008 30.09.2009	312	10,58%
Es. 01.10.2009 30.09.2010	526	11,22%
Es. 01.10.2010 30.09.2011	422	14,93%
Es. 01.10.2011 30.09.2012	575	19,83%
Es. 01.10.2012 30.09.2013	368	13,04%
Es. 01.10.2013 30.09.2014	354	8,76%
Es. 01.10.2014 30.09.2015	406	4,68%
Es. 01.10.2015 30.09.2016	261	3,07%
Es. 01.10.2016 30.09.2017	187	10,16%
Es. 01.10.2017 30.09.2018	179	16,76%
Es. 01.10.2018 30.09.2019	303	6,60%
Es. 01.10.2019 30.09.2020	219	8,22%
Es. 01.10.2020 30.09.2021	301	8,97%

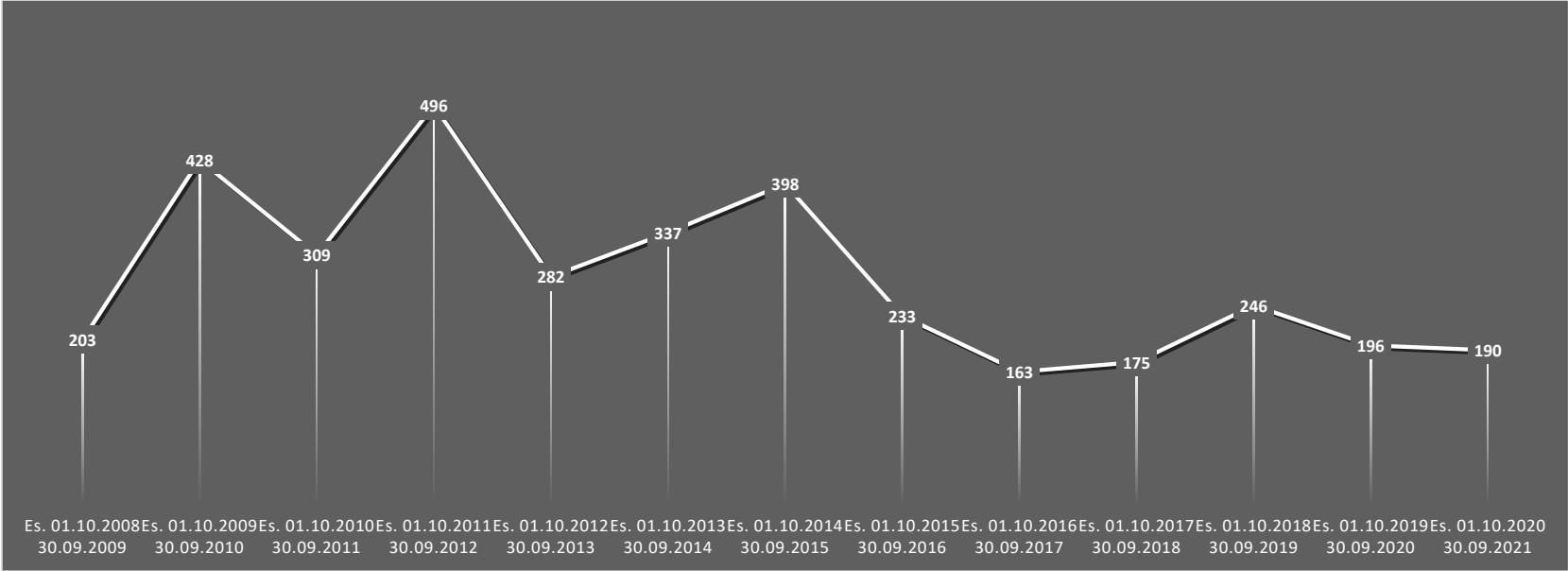
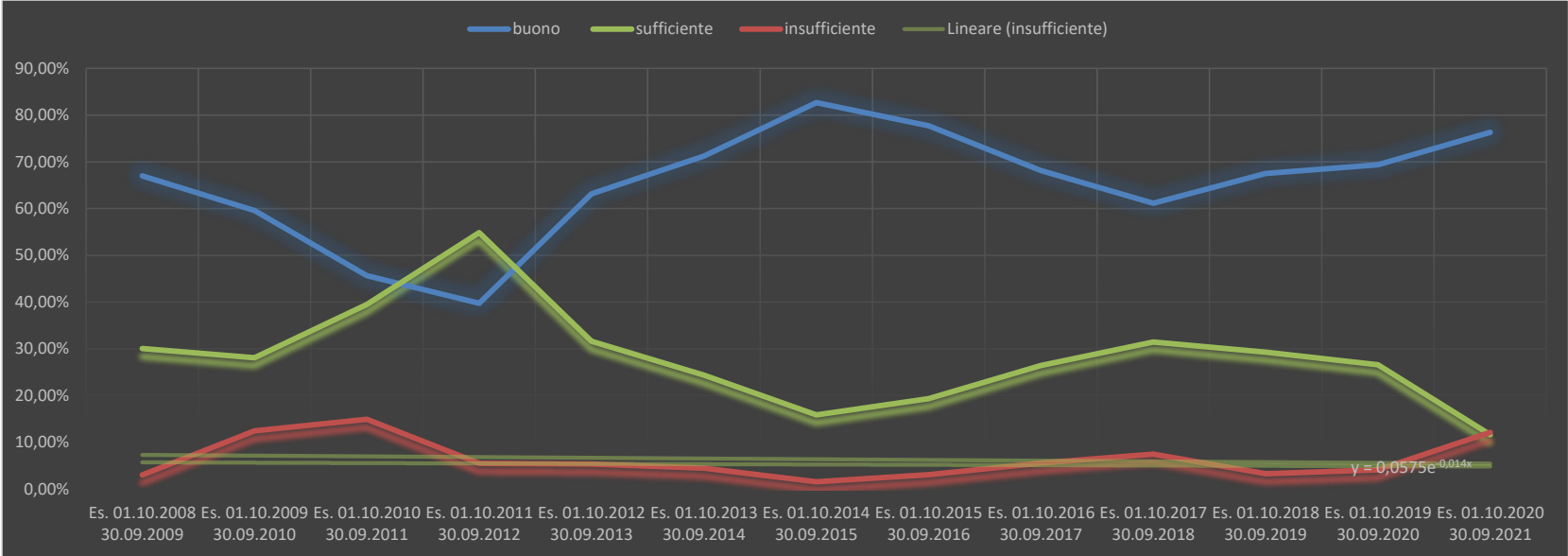
## 2.1 Presenza di documentazione in cantiere



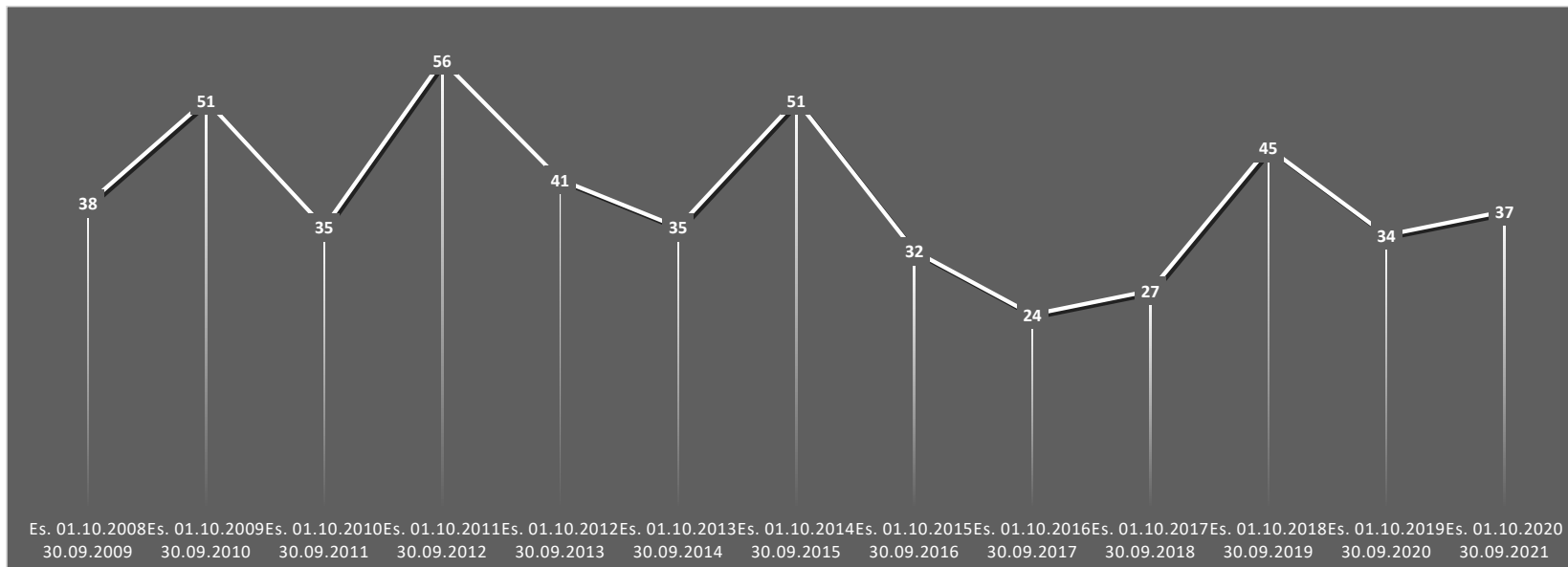
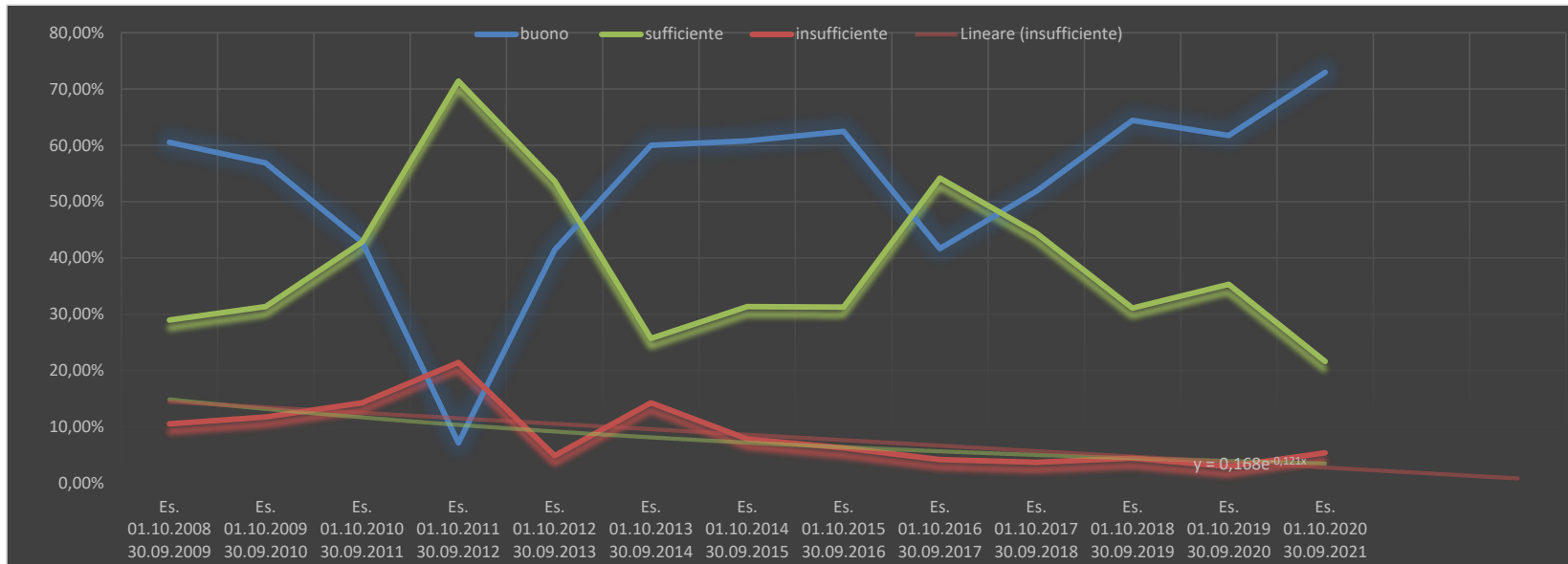
## 2.2 Allestimento cantiere



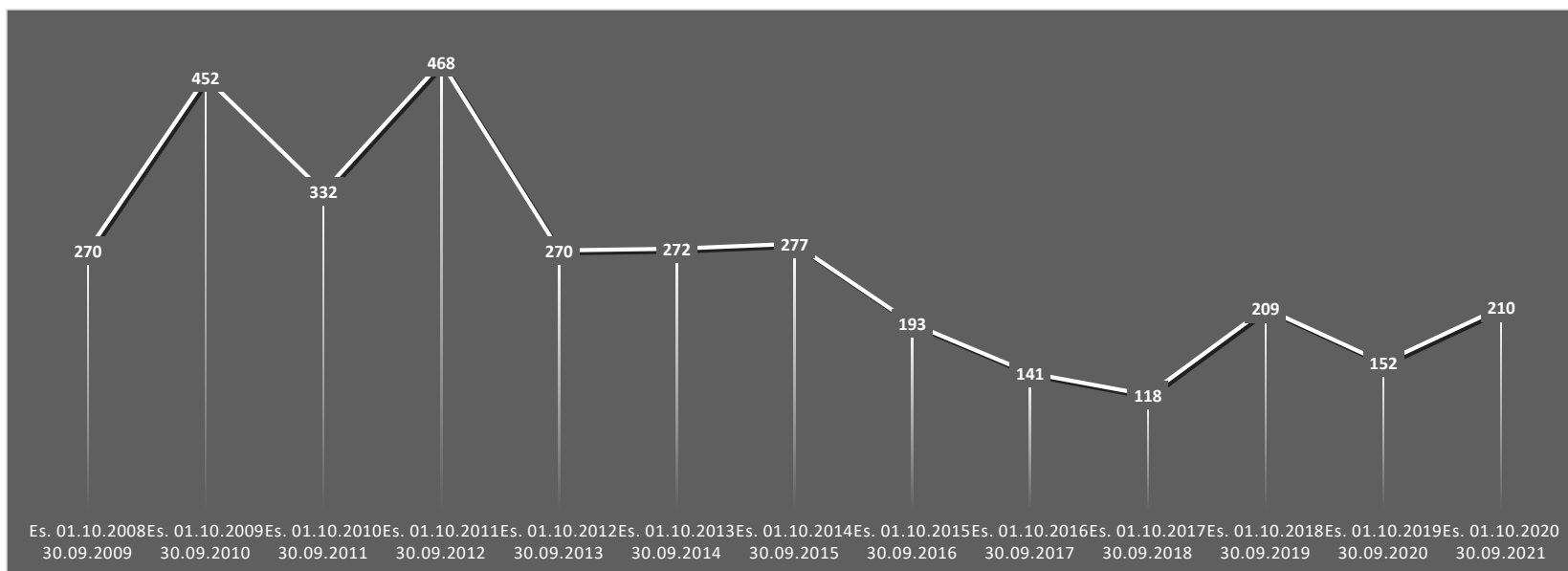
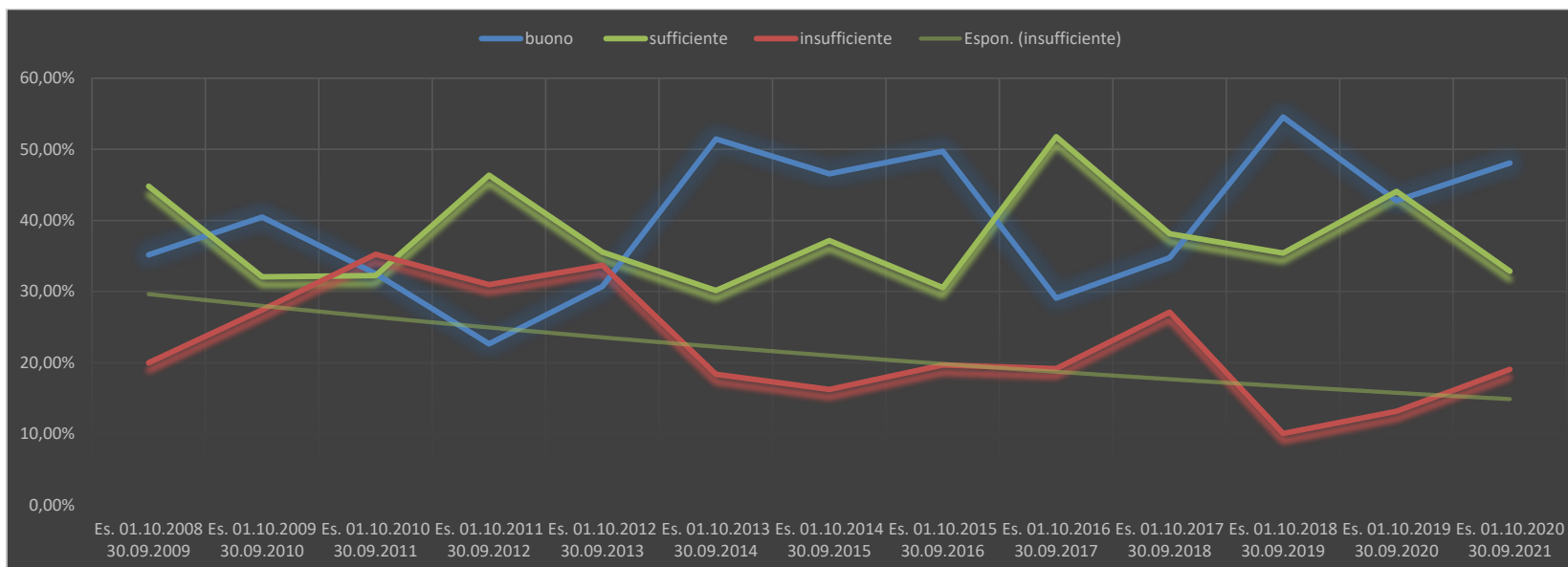
### 2.3 Viabilità di cantiere



## 2.4 Scavi

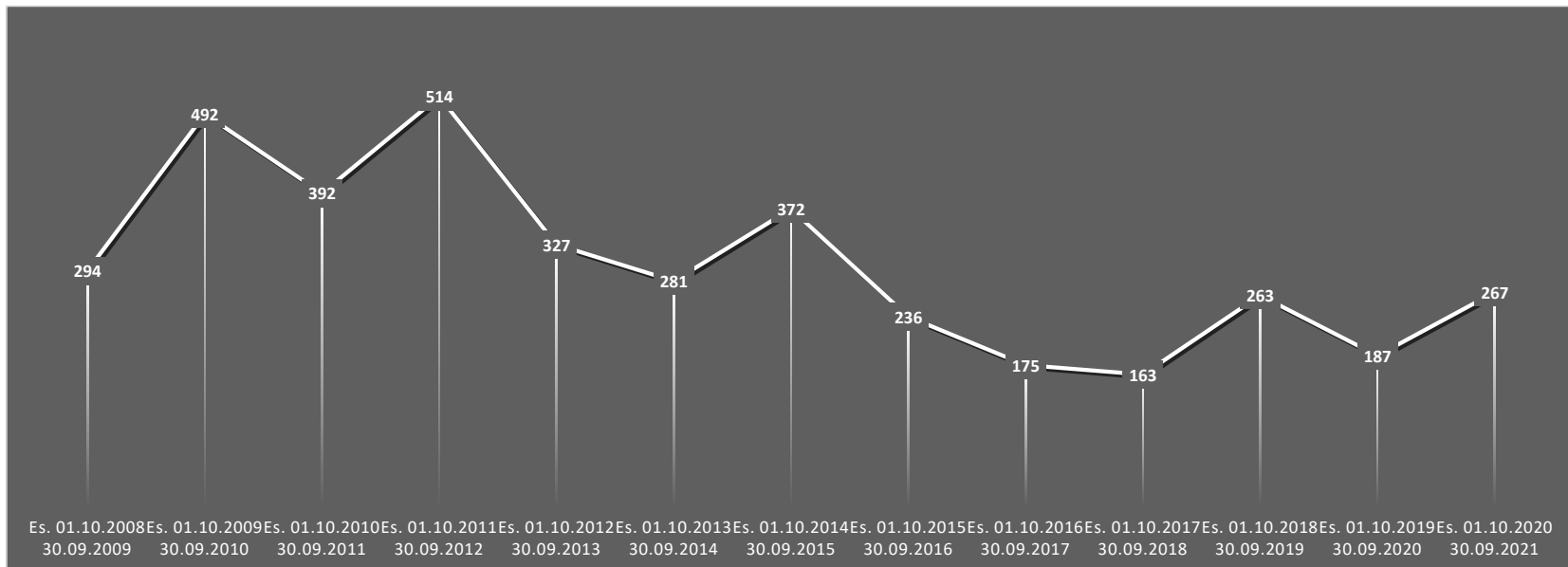
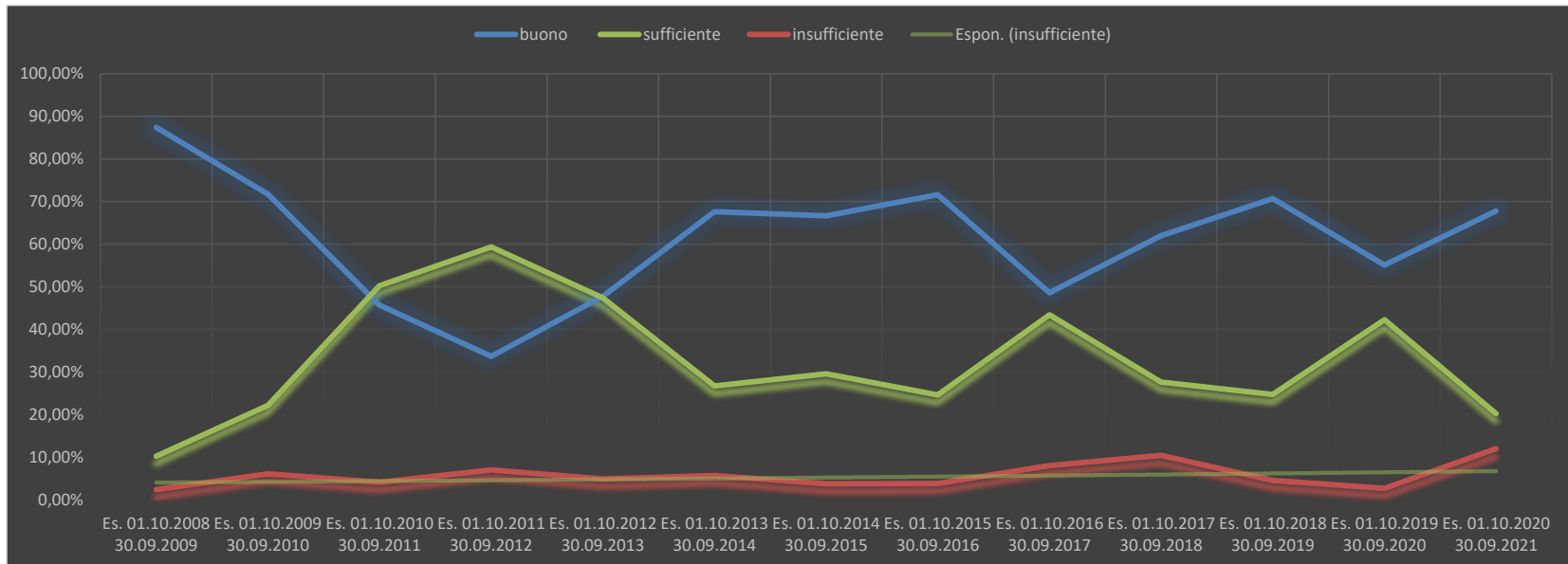


## 2.5 Opere provvisionali

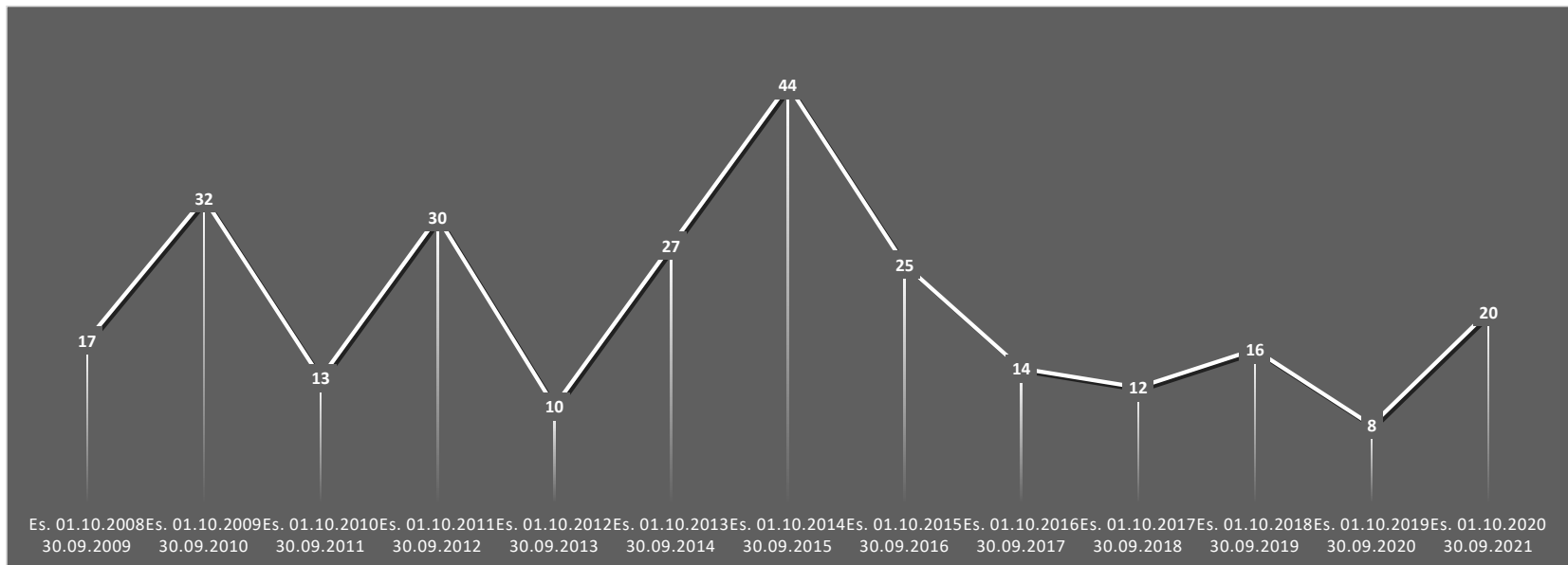
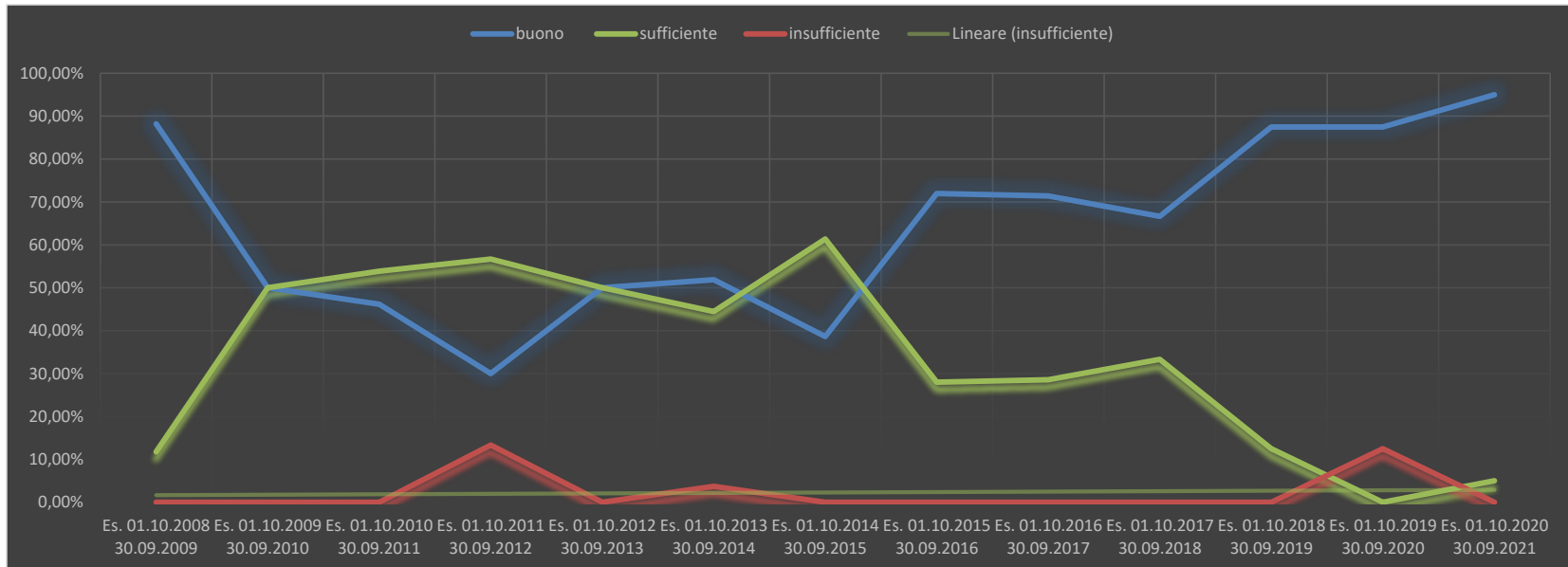




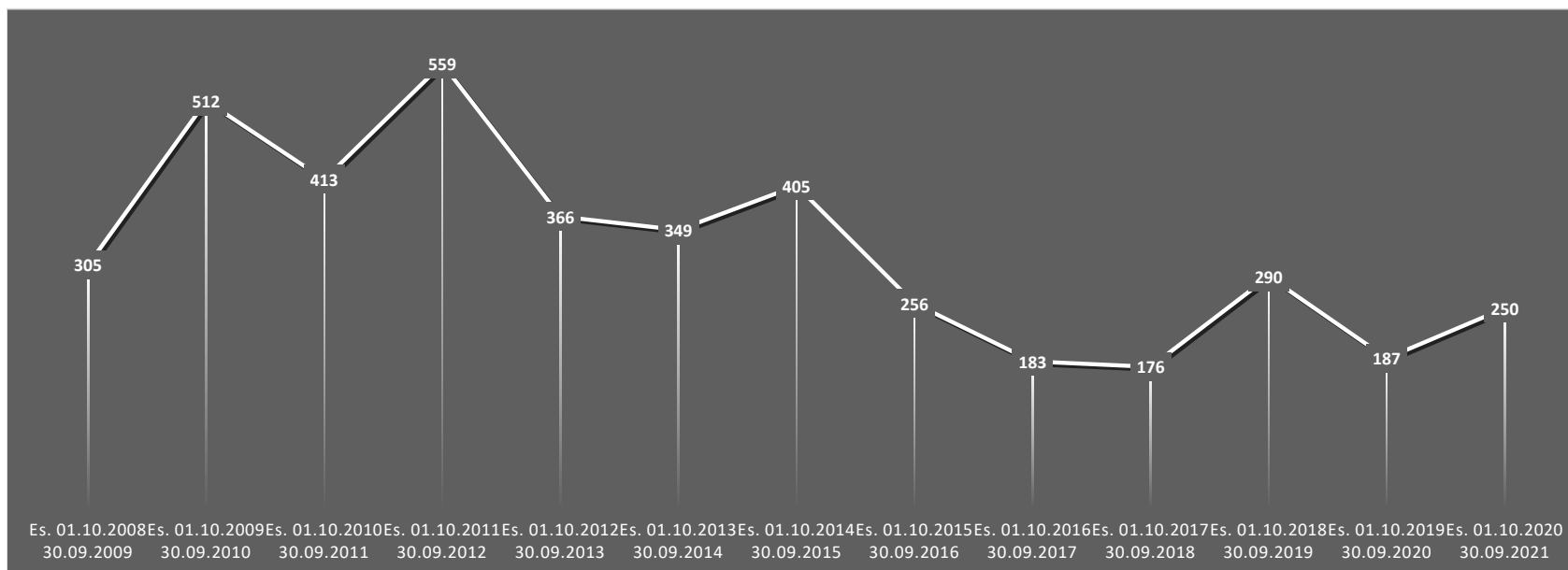
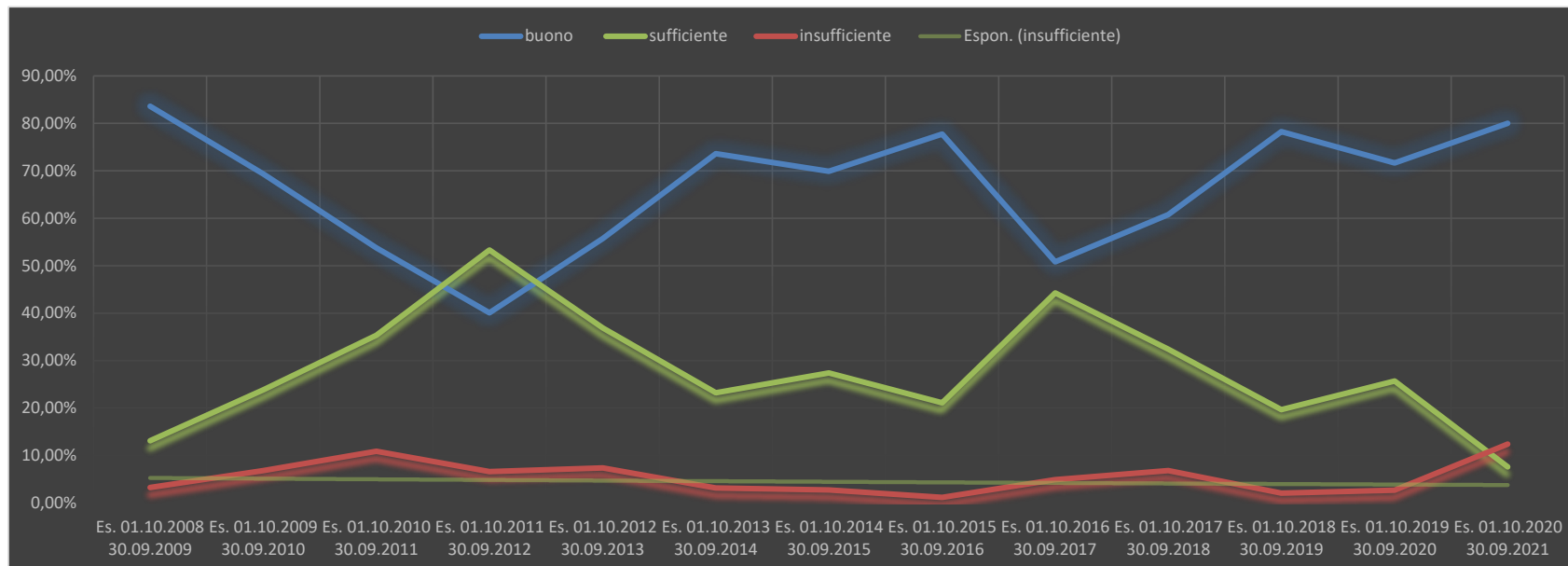
## 2.6 Impianto elettrico



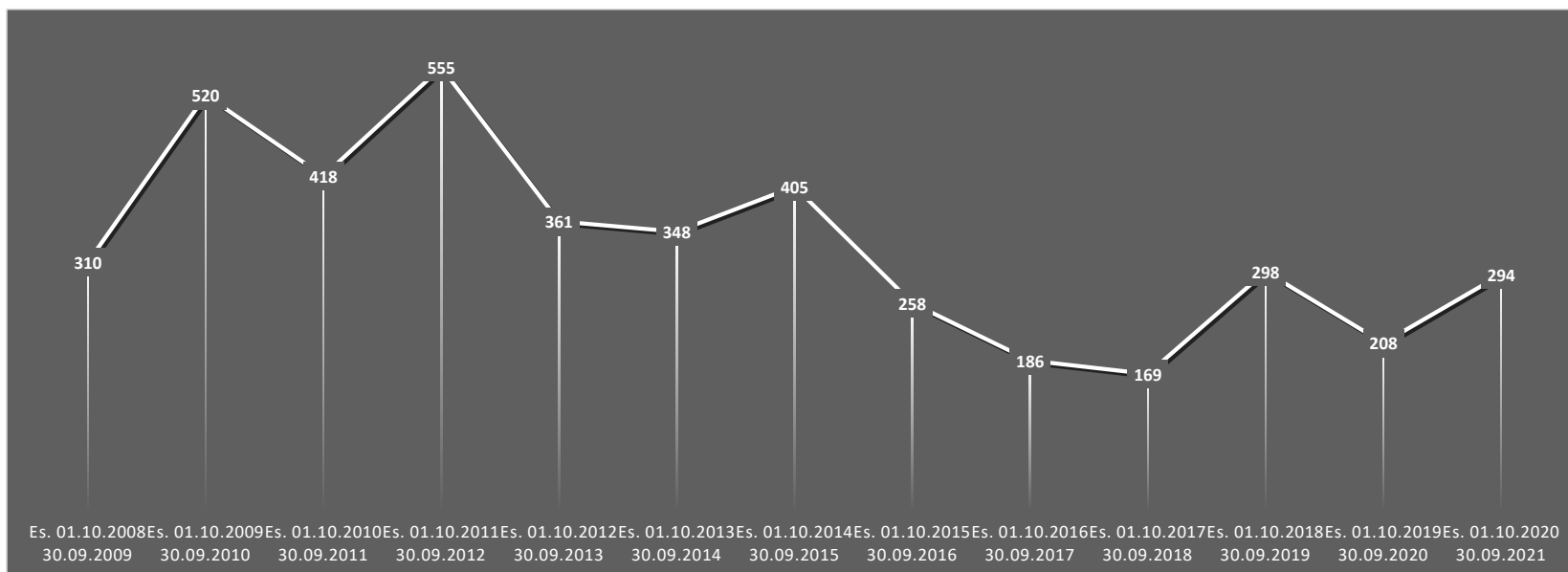
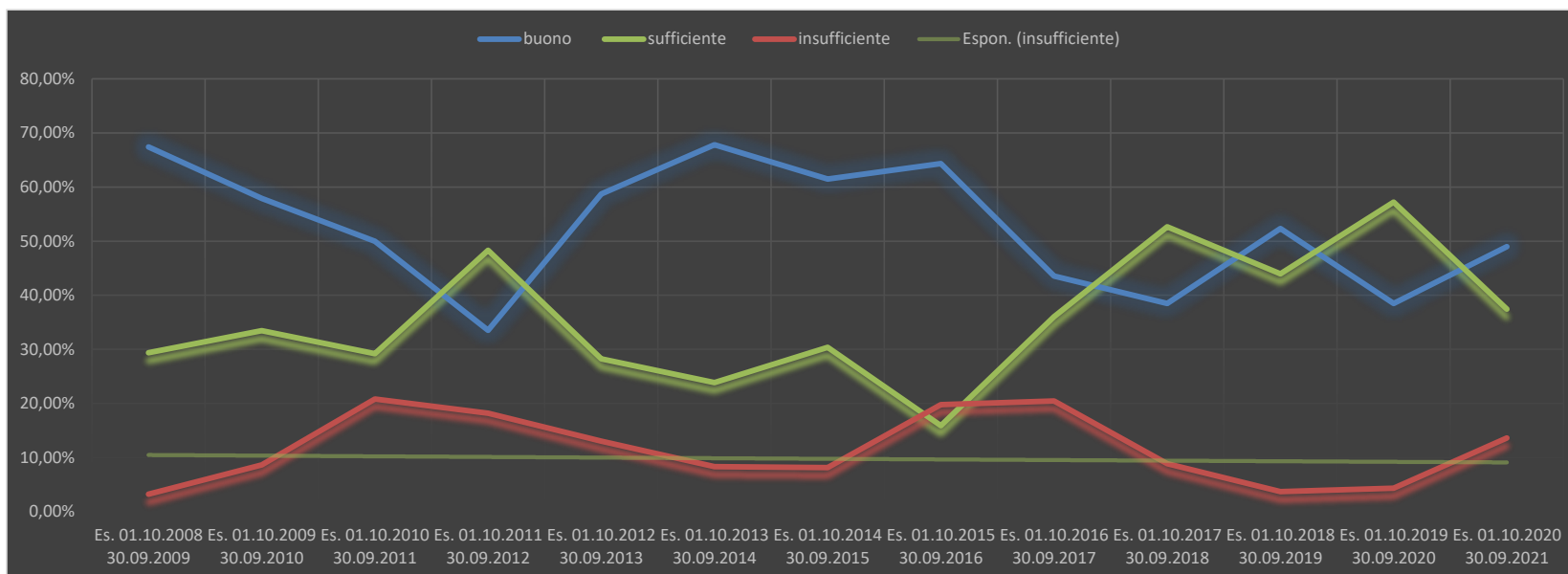
## 2.7 Demolizioni



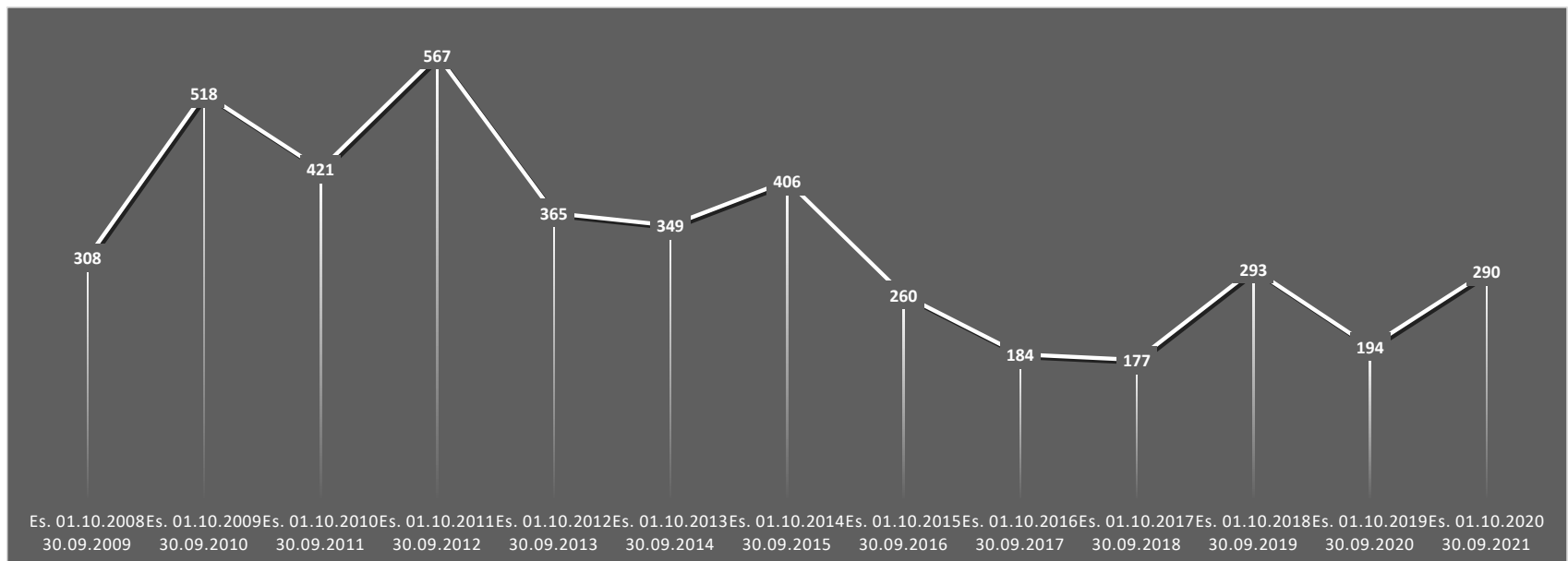
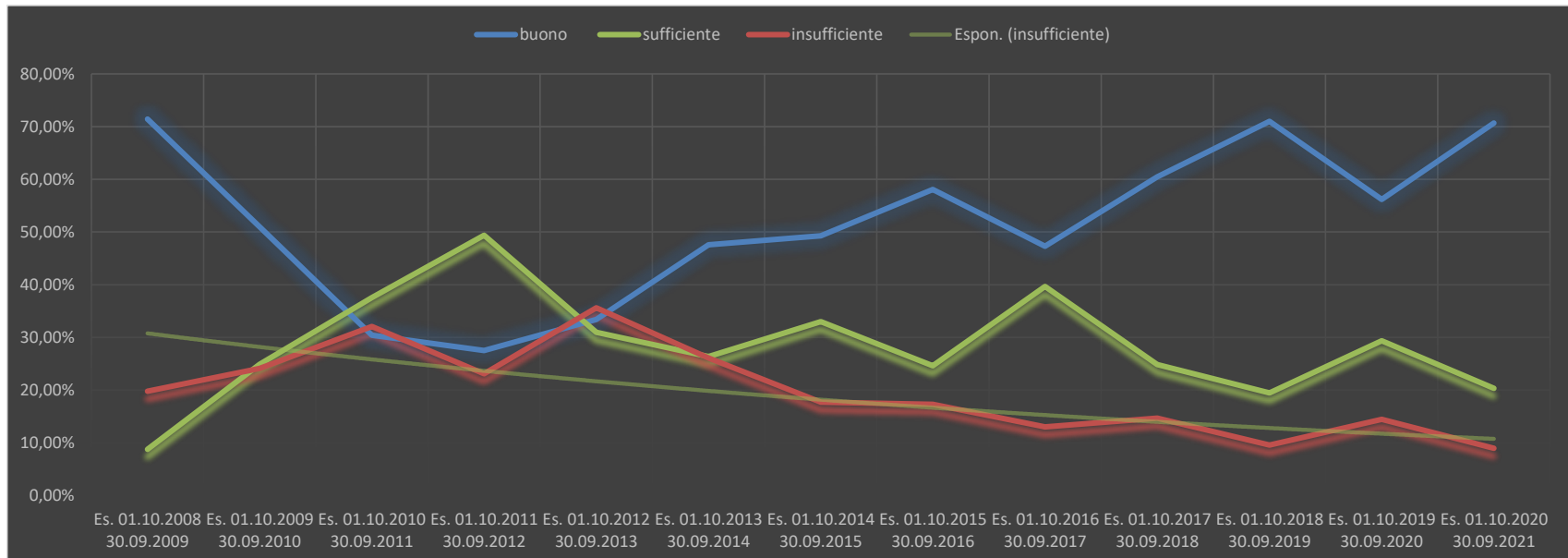
## 2.8 Macchine e attrezzature di cantiere



## 2.9 Dispositivi di Protezione Individuale



## 2.10 Formazione



## 2.11 Giudizio complessivo

